

L-force *Drives*

Manual



EY...

System cables and system connectors

1	About this documentation	6
1.1	Validity information	6
1.2	Document history	6
1.3	Conventions used	7
1.4	Abbreviations used	7
1.5	Symbol key	8
1.6	Code for core colour coding according to DIN IEC 757	9
1.7	Notes used	10
2	Product description	11
2.1	System cables	11
2.1.1	Overview	11
2.1.2	Design	12
2.1.3	Dimensioning of the motor cables	14
2.1.4	Important notes for trailing cables	17
2.2	Product key	18
3	Technical data	19
3.1	Cable type characteristic	19
3.1.1	Mechanical properties and structure	20
3.1.2	Electrical properties and temperature range	21
3.1.3	Chemical properties	22
3.2	Cable end characteristic	23
3.2.1	Cable end on the motor side	23
3.2.2	Cable end on the controller side	25
3.2.3	Cable end of digital frequency cable	26
3.3	Enclosure	27
4	How to select your system cable	28
4.1	Motor cables	28
4.2	Blower cables	29
4.3	Resolver cables	30
4.4	Encoder cables	31
4.4.1	IG512-5V-T, IGxxxx-5V-T, IG2048-5V-S (TTL, SinCos a)	31
4.4.2	IG512-24V-H, IGxxxx-24V-H (HTL with 10-core system cable)	32
4.4.3	IG512-24V-H, IGxxxx-24V-H (HTL with four-core system cable)	33
4.4.4	IG128-24V-H (HTL with four-core system cable)	34
4.4.5	AM128-8V-H, Ax1024-8V-H, Ax1024-8VV-K2 (SinCos-absolute value encoder)	35
4.4.6	Ax2048-5V-E, AM32-5V-E (SinCos absolute value encoder - EnDat)	36
4.4.7	IK4096-5V-T (TTL with commutation signal - Renco R35i)	37

4.5	Digital frequency cables	38
4.5.1	Servo Drives 9400	38
4.5.2	Inverter Drives 8400	39
4.5.3	Servo Drives ECS	40
4.5.4	9300 controller	41
4.5.5	EZAEVA00x digital frequency distributor	42
4.5.6	EMF2132IB digital frequency distributor	43
5	Spare parts for system cables	44
5.1	Motor cables	44
5.2	Blower cables	50
5.3	Resolver cables	52
5.4	Encoder cables	53
5.5	Digital frequency cables	56
5.6	Plug-in connector properties	57
5.6.1	Cable end on the motor side	58
5.6.2	Cable end on the controller side	59
5.6.3	Cable end of digital frequency cable	60
6	System cable wiring	61
6.1	Motor cables	61
6.1.1	EYP0003A..., EYP0004A..., EYP0005A..., EYP0010A..., EYP0011A..., EYP0012A...	61
6.1.2	EYP0003V..., EYP0004V..., EYP0005V..., EYP0010V..., EYP0011V..., EYP0012V...	62
6.1.3	EYP0003Y..., EYP0004Y..., EYP0005Y..., EYP0010Y..., EYP0011Y..., EYP0012Y...	64
6.1.4	EYP0005A..., EYP0006A..., EYP0012A..., EYP0053A...	65
6.1.5	EYP0005V..., EYP0006V..., EYP0012V..., EYP0053V...	66
6.1.6	EYP0005Y..., EYP0006Y..., EYP0012Y..., EYP0053Y...	68
6.1.7	EYP0007A..., EYP0008A..., EYP0009A..., EYP0015A..., EYP0016A..., EYP0054A...	69
6.1.8	EYP0007V..., EYP0008V..., EYP0009V..., EYP0015V..., EYP0016V..., EYP0054V...	70
6.1.9	EYP0007Y..., EYP0008Y..., EYP0009Y..., EYP0015Y..., EYP0016Y..., EYP0054Y...	72
6.1.10	EYP0025A..., EYP0026A..., EYP0027A..., EYP0055A...	73
6.1.11	EYP0025Y..., EYP0026Y..., EYP0027Y..., EYP0055Y..	77
6.1.12	EYP0037A..., EYP0038A...	78
6.1.13	EYP0037V..., EYP0038V...	83
6.1.14	EYP0037Y..., EYP0038Y...	86

6.2	Blower cables	87
6.2.1	EYL001A..., EYL002A...	87
6.2.2	EYL001V..., EYL002V...	89
6.2.3	EYL001Y..., EYL002Y...	93
6.3	Resolver cables	94
6.3.1	EYF0017A..., EYF0020A...	94
6.3.2	EYF0017V..., EYF0020V...	96
6.3.3	EYF0017Y..., EYF0020Y...	98
6.4	Encoder cables	99
6.4.1	EYF0018A..., EYF0019A...	99
6.4.2	EYF0018V..., EYF0019V...	103
6.4.3	EYF0018Y..., EYF0019Y...	105
6.4.4	EYF0048A...	106
6.4.5	EYF0048V...	108
6.4.6	EYF0048Y...	109
6.4.7	EYF0021A..., EYF0024A... (EnDat)	110
6.4.8	EYF0021V..., EYF0024V... (EnDat)	113
6.4.9	EYF0021Y..., EYF0024Y... (EnDat)	117
6.4.10	EYF0023A..., EYF0024A... (Renco)	118
6.4.11	EYF0023V..., EYF0024V... (Renco)	122
6.4.12	EYF0023Y..., EYF0024Y... (Renco)	123
6.5	Digital frequency cables	124
6.5.1	EYL0017A...	124
6.5.2	EYL0021A...	130

1 About this documentation

Validity information

1 About this documentation

1.1 Validity information

Contents

This manual describes Lenze standard system cables and assignments and does not deal with customised cables.



Tip!

Information and tools concerning the Lenze products can be found in the download area under www.lenze.com

1.2 Document history

Material number	Version			Description
13474525	9.0	01/2015	TD29	Complete revision
13377298	8.0	06/2012	TD23	Extended by system cables for digital frequency
13377298	7.0	04/2011	TD23	Complete revision
13370161	6.1	02/2011	TD34	Revision of chapter 3 "Selection tables for motor cables of servo motors", new motor types SDSGA and SDSGS included, in all tables "Connection cable and extension cable - connection cable" product designation of the controllers included
13368903	6.0	01/2011	TD34	New system cables and system connectors included. Extension by new MFxxx and 13.7xx motor types. Integration of further MCA and MQA servo motors. Revision of the chapter "Selection tables for feedback cables" and renaming of the encoders and controller designations.
13337391	5.0	04/2010	TD34	Supplemented by three-phase asynchronous motors, amended by eight-core and ten-core motor cables, assignment of the EWS system connectors to the performance figures of the cable ends on the motor side and on the controller side
13296843	4.2	10/2009	TD34	Revision of the manual, new chapter "Important notes for trailing cables" added
13296843	4.1	09/2009	TD34	Error correction
13296843	4.0	05/2009	TD34	Complete revision, new encoder cables integrated
13290957	3.1	03/2009	TD34	Revision of chapter 1.5 Overview of possible configurations
13281786	3.0	12/2008	TD34	Complete revision
13267516	2.0	08/2008	TD34	Extended by motor types MCA, MDFKS, MDFQA, MDSKS and MQA
13260200	1.0	06/2008	TD34	First edition

1.3 Conventions used

This documentation uses the following conventions to distinguish between different types of information:

Spelling of numbers

Decimal separator	Point	In general, the decimal point is used. For instance: 1234.56
-------------------	-------	---

Warnings

UL warnings		Are only provided in English.
-------------	---	-------------------------------

Icons

Page reference		Reference to another page with additional information For instance:  16 = see page 16
Document reference		Reference to another documentation providing additional information E.g.:  Software manual ...


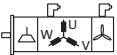


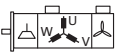

























1.4 Abbreviations used










Abbreviation	Product range
E82xV...	8200 controller
E84AV...	Inverter Drives 8400
E84AVH...	Inverter Drives 8400 HighLine
E84AVS...	Inverter Drives 8400 StateLine
E84AVT...	Inverter Drives 8400 TopLine
E84DH...	Inverter Drives 8400 protec HighLine
E84DS...	Inverter Drives 8400 protec StateLine
E84DVB...	Inverter Drives 8400 motec Baseline
ECS...	ECS Servo Drives
EVF93...	9300 frequency inverter
EVS93...	9300 servo inverter
EVx93...	9300 controller
E94AM...	Servo Drives 9400 Multi Drive
E94AS...	Servo Drives 9400 Single Drive
E94AYFLF	9400 digital frequency module
EZAEVA00x	Digital frequency distributor
EMF2132IB	Digital frequency distributor
E94P...	940 servo inverter
931E...	Servo Drives 931

1 About this documentation

Symbol key

1.5 Symbol key

Symbol	Meaning
	Motor with plug connection
	Motor and blower with plug connection
	Feedback with plug connection
	Motor with terminal box
	Motor and blower with terminal box
	Feedback with terminal box
	Cable between motor and servo controller/frequency inverter
	Connection on the servo controller/frequency inverter
	Connection on the control cabinet (terminal strip)
	Cable for fixed installation
	Cable for trailing cable installation
	Plug-in connector with screw plug(socket)
	Plug-in connector with SpeedTec(socket)
	Plug-in connector with SpeedTec(pin)
	Sub-D plug
	Sub-D plug with locking hook
	Structure of the system cable
	Cross-section
	Diameter
	Bend radius
	Maximum acceleration
	Maximum traversing speed
	Minimum number of bending cycles
	Mass
	DC resistance at 20°C
	Temperature range for operation
	Temperature range for transport and storage
	Outer sheath: PCV (polyvinyl chloride)
	Outer sheath: PUR (polyurethane)
	Colour of sheath

Symbol	Meaning
	Flame-resistant according to UL 1581, vertical wire flame test (VW-1) Flame-resistant according to CSA C22.2 No. 3-92, vertical flame (FT-1) Flame-resistant according to EN 50265-1/IEC 60332-1
	General resistance to dilute acids, alkalis and detergents
	General resistance to dust (e.g. bauxite, magnesite)
	Silicone-free
	Halogen-free according to VDE 0472, part 815
	Free of paint-wetting impairment substances
	Oil resistance according to ISO 6722, parts 1 and 2 Oil resistance according to VDE 0282, part 10 Oil resistance according to VDE 0472, part 803, test method B
	Resistance to fuels according to ISO 6722, parts 1 and 2
	UV resistant and weatherproof according to DIN EN ISO 4892-2

1.6

Code for core colour coding according to DIN IEC 757

Abbreviation	Colour	Abbreviation	Colour	Abbreviation	Colour
BK	Black	BN	Brown	RD	Red
YE	Yellow	GN	Green	BU	Blue
VT	Violet	GY	Grey	WH	White
PK	Pink	GNYE	Green/Yellow	OG	Orange

1 About this documentation

Notes used

1.7 Notes used

The following pictographs and signal words are used in this documentation to indicate dangers and important information:

Safety instructions

Structure of safety instructions:






Danger!




(characterises the type and severity of danger)

Note

(describes the danger and gives information about how to prevent dangerous situations)

Pictograph and signal word	Meaning
 Danger!	Danger of personal injury through dangerous electrical voltage. Reference to an imminent danger that may result in death or serious personal injury if the corresponding measures are not taken.
 Danger!	Danger of personal injury through a general source of danger. Reference to an imminent danger that may result in death or serious personal injury if the corresponding measures are not taken.
 Stop!	Danger of property damage. Reference to a possible danger that may result in property damage if the corresponding measures are not taken.

Application notes

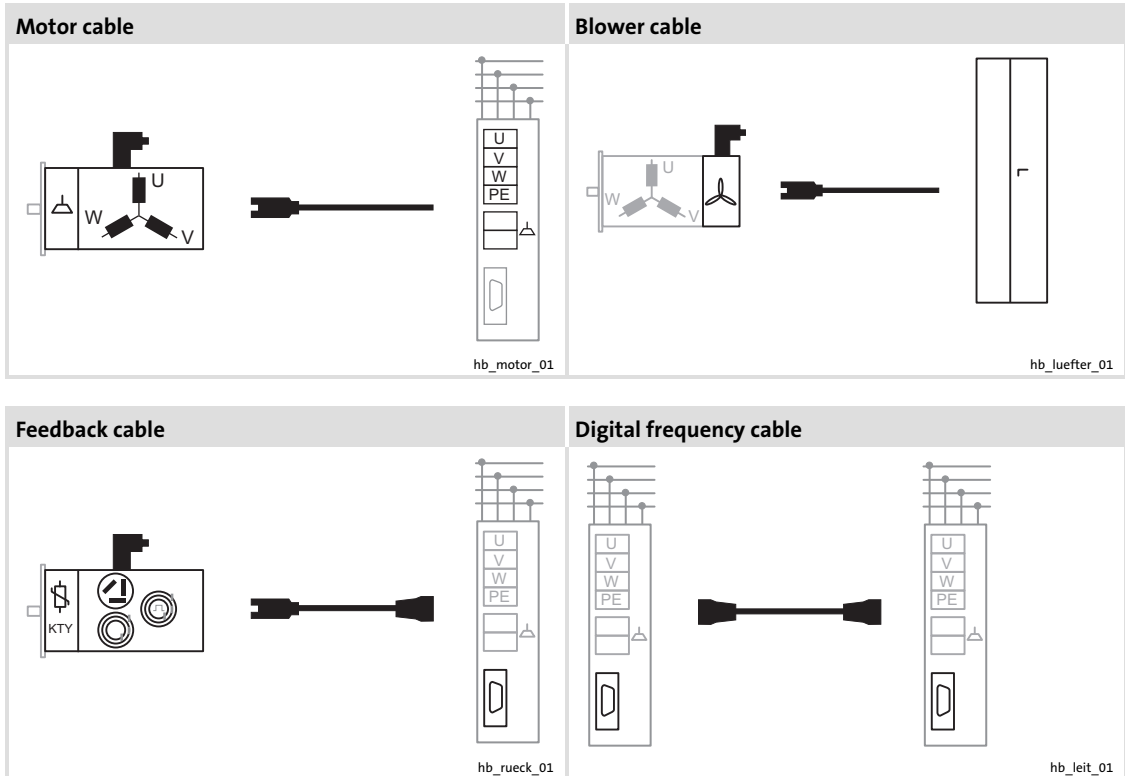
Pictograph and signal word	Meaning
 Note!	Important note to ensure troublefree operation
 Tip!	Useful tip for simple handling
	Reference to another documentation

2 Product description

2.1 System cables

2.1.1 Overview

A comprehensive selection of system cables is available for your Lenze motors and controllers.



2.1.2 Design

Lenze system cables are available in many different designs and provide various possible combinations.

Laying system


- ▶ Fixed installation
- ▶ Trailing cable installation

Cable ends

- ▶ Screw plug
- ▶ SpeedTec
- ▶ Plug-in connector
- ▶ Modular plug-in connectors
- ▶ Open

Cable lengths

- ▶ In the 0.3 m ... 500 m range can be selected freely with an increment of 0.1 m.
- ▶ In the case of digital frequency cables, the cable lengths in the 0.2 m ... 500 m range can be selected freely.
- ▶ The EYF0048 cables are only available in predefined lengths. Lengths deviating from those can be delivered under specific conditions on request.





Note!

- ▶ Motor cables:
Depending on the controller, certain cable lengths must not be exceeded. If EMC requirements must be complied with, the permissible cable lengths may be reduced. Detailed information is provided in the controller documentation.
- ▶ Feedback cables:
Depending on the controller and the feedback system, certain cable lengths must not be exceeded. Detailed information is provided in the controller documentation.
If the EYF0048 system cable... is used, the cable length of 20m between the motor and the controller must not be exceeded.
- ▶ Digital frequency cables:
Depending on the controllers / the communication modules used, certain cable lengths must not be exceeded. Detailed information is provided in the corresponding documentation.
- ▶ Blower cables:
Depending on the blowers, certain cable lengths must not be exceeded. Detailed information is provided in the blower / motor documentation.

Individual layout

- ▶ Connection on the motor side – System cable – Connection on the controller side

Possible combinations

- ▶ Motor – System cable – Controller
- ▶ Motor – System cable 1 – System cable 2 – ... – System cable n – Controller



Note!

This pattern applies to cables in both fixed installation and trailing cable installation. The two designs can be combined.

Unique design

- ▶ Plug-in connectors are application-specific (power, blower, feedback, digital frequency) and uniquely designed.
- ▶ Hence, faulty connections can be ruled out during the mounting and in the event of service.

2.1.3 Dimensioning of the motor cables

**Tip!**

If several system cables are specified, the cable with the smallest cross-section is sufficient.

Motor cable structure for servo motors

U, V, W, PE	Brake 24 V DC	Required motor cable
4 cores	2 cores	6-core
•	•	

Motor cable structure for three-phase asynchronous motors

U, V, W, PE	Temperature detection	Brake 24 V DC	Brake ≥ 180 V DC				Required motor cable
			Switched to the AC side		Switched to the DC side		
			①	②	①	②	
4 cores	2 cores	2 cores	2 cores	2 cores	2 cores	4 cores	6-core
•	•	•	•	•	•	•	
•							
•							
•							
•	•	•	•	•	•	•	8-core
•	•						
•	•						
•	•						
•	•					•	10-core
•	•					•	

① Brake switch/brake rectifier in the control cabinet

② Brake switch/brake rectifier in the terminal box of the motor

Dimensioning basics

The cable cross-sections have been assigned to the permissible current loading of the motor cables under the following conditions:

- ▶ Standards and operating conditions
 - Compliance with IEC/EN 60204-1 for fixed cable installation
 - Compliance with IEC 60364-5-52, table A.52-5 when using the cable in a trailing cable
 - Laying system C
 - Ambient temperature 45 °C
- ▶ Combination with servo motors
 - Continuous operation with standstill current I_0
- ▶ Combination with three-phase asynchronous motors
 - Continuous operation with rated current I_r
 - Interconnection of the motor

The system cables are assigned to the star or delta connection methods. If the connection method is not known, always the system cable assigned to the delta connection must be selected.

The symbols behind the reduced motor product key have the following meaning:

Symbol	Meaning	Inscription on the motor	Voltages / frequency designation of the mains on which the motor can be actuated
Y	Star connection		400 V / 50 Hz 480 V / 60 Hz
Δ	Delta connection	Y / Δ 400/230 V	230 V / 50 Hz 277 V / 60 Hz 400 V / 87 Hz (only possible with a frequency inverter)
Δ/400	Delta connection/400 V	Δ 400 V	400 V / 50 Hz 480 V / 60 Hz



Note!

If the operating conditions deviate from the dimensioning basics, the user is responsible for using a motor cable that meets the requirements to the current circumstances.

Deviations can for instance be:

- ▶ Laws, standards, national and regional regulations
- ▶ Type of application
- ▶ Motor utilisation
- ▶ Ambient and operating conditions
- ▶ Laying system and bundling of cables
- ▶ Cable type

Please observe ...

... For cables suitable for trailing

- Cables suitable for trailing have a higher thermal loading capacity.
- Thus the above-named standards allow for higher currents.
- Therefore it may occur that a smaller cross-section is permitted for cables suitable for trailing than for the corresponding fixedly installed cable.

... For long motor cables

- In particular in dynamic applications, depending on the cable length, you may have to take the voltage drop on the cable into consideration.
- In these cases you must select a greater cable cross-section.

... For motors with terminal boxes

- The system cables are designed for standard cable glands.
- In order to apply other cable cross-sections, you must use extensions, reductions, or other cable glands.

2.1.4 Important notes for trailing cables

Store trailing cables correctly

- ▶ In closed rooms, store at specified storage temperature.
- ▶ Store in delivery state until installation.
- ▶ Store at room temperature at least 24 hours before installation to ensure an optimum installation.

Install trailing cables correctly

- ▶ Select trailing cables according to the properties of the trailing cables used. Observe mounting instructions by the trailing cable manufacturer.
- ▶ Unwind trailing cables tangentially from the cable drum or the cable ring. Never draw them off via the front end of the cable drum or cable ring. If required, lay out or hang out the cables before installation.
- ▶ In the trailing cables, place the cables loosely next to each other.
 - Install in a twist-free manner. Observe specified bend radii.
 - The cables must be able to move freely any time - also in longitudinal direction.
 - The cables must not be forcibly guided or fixed.
 - In the radius no tensile force must be exerted on the trailing cable.
- ▶ Make sure that free spaces between the cables are maintained:
 - In horizontal trailing cables: minimum 10 %, maximum 50 % of the cable diameter.
 - In vertical trailing cables: 20 % of the cable diameter to prevent the cables from restricting one another in their movements.
 - Separators between the cables provide for the individual arrangement of the cables. This applies in particular if the cables are installed on top of each other.
- ▶ Install cables with strongly differing outside diameters and conductor materials separately.
- ▶ Connect both cable ends extensively in the trailing cable. Make sure that a minimum distance of the 20-fold cable diameter between the fixing point and the last pivot point of the trailing cable is maintained.

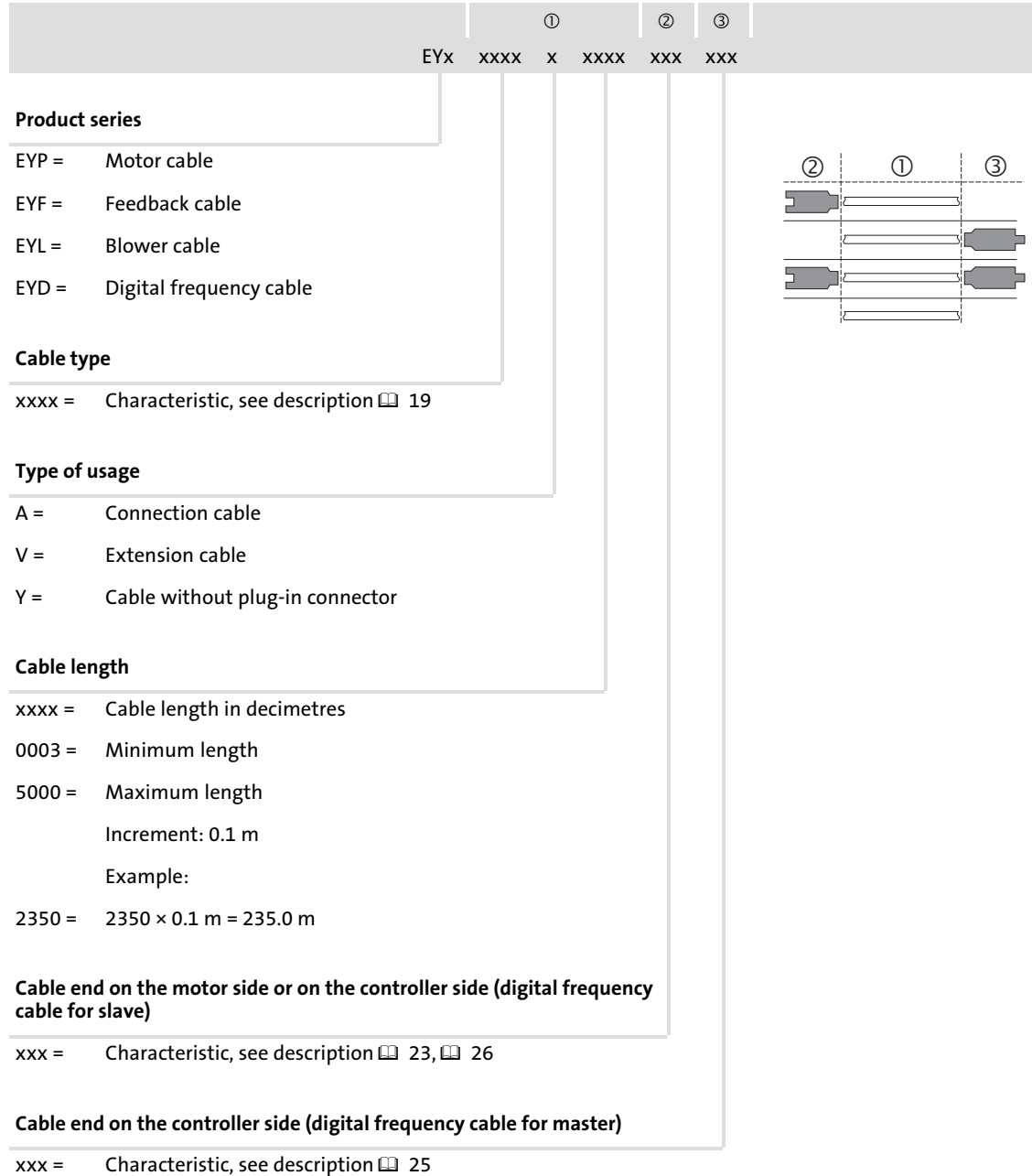
Commissioning/maintenance

- ▶ After commissioning and after several test runs, check the correct installation of the cables.
 - If required, adjust them and compensate their lengths.
 - Make sure that the cables do not rest on the inside or outside radius.
- ▶ Carry out further checks every six months.
- ▶ After a break or another damage of the trailing cable always replace all cables, since the cables may also be permanently damaged.
- ▶ Used cables must not be used again in other trailing cables.

2.2

Product key

The product key specifies the different system cable designs.



3 Technical data

3.1 Cable type characteristic










The "cable type" characteristic describes the non-assembled system cable. The brackets represent the shielding.

3

Technical data

Cable type characteristic
Mechanical properties and structure

3.1.1 Mechanical properties and structure

KZ										
	[mm ²]	[AWG]		[mm]	—		[Mio.]	[m/s]	[m/s ²]	[kg/km]
0001	5×1.0	5×18	—	7.8	4×d	—	—	—	—	98
0002	5×1.0	5×18	✓	7.7	7.5×d	5×d	5	3	5	98
0003	(4×1.0 + (2×0.5))	(4×18 + (2×20))	—	10.3	7.5×d	—	—	—	—	150
0004	(4×1.5 + (2×0.5))	(4×16 + (2×20))	—	11.6	7.5×d	—	—	—	—	191
0005	(4×2.5 + (2×0.5))	(4×14 + (2×20))	—	13.2	7.5×d	—	—	—	—	260
0006	(4×4 + (2×1.0))	(4×12 + (2×18))	—	14.5	7.5×d	—	—	—	—	346
0007	(4×6 + (2×1.0))	(4×10 + (2×18))	—	16.5	7.5×d	—	—	—	—	455
0008	(4×10 + (2×1.0))	(4×8 + (2×18))	—	18.2	7.5×d	—	—	—	—	650
0009	(4×16 + (2×1.0))	(4×6 + (2×18))	—	22.0	7.5×d	—	—	—	—	964
0010	(4×1.0 + (2×0.5))	(4×18 + (2×20))	✓	10.2	5×d	7.5×d	2.5	3	5	160
0011	(4×1.5 + (2×0.5))	(4×16 + (2×20))	✓	11.3	5×d	10×d	2.5	3	5	195
0012	(4×2.5 + (2×0.5))	(4×14 + (2×20))	✓	14.2	5×d	10×d	2.5	3	5	292
0015	(4×10 + (2×1.0))	(4×8 + (2×18))	✓	20.5	5×d	10×d	2.5	3	5	732
0016	(4×16 + (2×1.0))	(4×6 + (2×18))	✓	24.0	5×d	10×d	2.5	3	5	1053
0017	3(2×0.14) + (3×0.14)	3(2×26) + (3×26)	—	9.4	7.5×d	—	—	—	—	100
0018	4(2×0.14) + (2×1.0)	4(2×26) + (2×18)	—	11.1	7.5×d	—	—	—	—	150
0019	4(2×0.14) + 2(1.0)	4(2×26) + 2(18)	✓	10.8	5×d	10×d	2.5	3	5	146
0020	3(2×0.14) + (3×0.14)	3(2×26) + (3×26)	✓	9.3	5×d	7.5×d	2.5	3	5	104
0021	3(2×0.14) + (4×0.14) + 2(2×0.5)	3(2×26) + (4×26) + 2(2×20)	—	12.0	7.5×d	—	—	—	—	180
0023	5(2×0.14) + (4×0.14) + (2×0.5)	5(2×26) + (4×26) + (2×20)	—	12.6	7.5×d	—	—	—	—	176
0024	5(2×0.14) + (4×0.14) + (2×0.5)	5(2×26) + (4×26) + (2×20)	✓	12.6	5×d	10×d	2.5	3	5	178
0025	(4×1.5 + (2×0.5)(4×1.0))	(4×16 + (2×20) + (4×18))	✓	14.7	5×d	10×d	2.5	3	5	305
0026	(4×2.5 + (2×0.5)(4×1.0))	(4×14 + (2×20) + (4×18))	✓	16.0	5×d	10×d	2.5	3	5	382
0027	(4×6.0 + (2×0.5)(4×1.0))	(4×14 + (2×20) + (4×18))	✓	18.5	5×d	10×d	2.5	3	5	580
0037	(4×1.5 + (2×0.22) + (2×0.5))	(4×16 + (2×24) + (2×20))	—	12.6	7.5×d	—	—	—	—	227
0038	(4×2.5 + (2×0.5) + (2×0.5))	(4×14 + (2×20) + (2×20))	—	14.2	7.5×d	—	—	—	—	292
0048	(2×2×0.34)	(2×2×22)	✓	6.5	5×d	7.5×d	3.0	4	4	61
0053	(4×4 + (2×0.24) + (2×1.0))	(4×12 + (2×24) + (2×18))	✓	15.8	5×d	10×d	2.5	3	5	404
0054	(4×6 + (2×0.24) + (2×1.0))	(4×10 + (2×24) + (2×18))	✓	17.9	5×d	10×d	2.5	3	5	542
0055	(4×10.0 + (2×1.0) + (4×1.0))	(4×8 + (2×18) + (4×18))	✓	22.0	5×d	10×d	2.5	3	5	850

3.1.2 Electrical properties and temperature range

KZ	U _N		U _p		—□—		⌘ _B		⌘ _T		I			
	DIN EN 1)		UL/CSA 2)		3)	4)	5)	6)	DIN EN	UL/CSA		DIN EN	UL/CSA	7)
	[V]		[V]		[kV AC]	[kV AC]	[Ω/km]	[Ω/km]	[°C]				[A]	
0001	–	300/500	600	–	–	–	19.5	-40 ... +80	-40 ... +80	-40 ... +80	-40 ... +80	–		
0002	–	300/500	600	–	–	–	19.5	-30 ... +80	-30 ... +80	-40 ... +80	-40 ... +80	–		
0003	600	600/1000	600	1.2	3.0	39.0	19.5	-30 ... +80	-30 ... +80	-30 ... +80	-30 ... +80	10.0		
0004	600	600/1000	600	1.2	3.0	39.0	13.3	-30 ... +80	-30 ... +80	-30 ... +80	-30 ... +80	13.8		
0005	600	600/1000	600	1.2	3.0	39.0	8.0	-30 ... +80	-30 ... +80	-30 ... +80	-30 ... +80	19.1		
0006	600	600/1000	600	1.2	3.0	19.5	4.9	-30 ... +80	-30 ... +80	-30 ... +80	-30 ... +80	25.5		
0007	600	600/1000	600	1.2	3.0	19.5	3.3	-30 ... +80	-30 ... +80	-30 ... +80	-30 ... +80	32.8		
0008	600	600/1000	600	1.2	3.0	19.5	1.9	-30 ... +80	-30 ... +80	-30 ... +80	-30 ... +80	45.5		
0009	600	600/1000	600	1.2	3.0	19.5	1.2	-30 ... +80	-30 ... +80	-30 ... +80	-30 ... +80	60.1		
0010	600	600/1000	600	1.2	3.0	39.0	19.5	-30 ... +90	-30 ... +80	-30 ... +90	-40 ... +80	13.0		
0011	600	600/1000	600	1.2	3.0	39.0	13.3	-30 ... +90	-30 ... +80	-30 ... +90	-40 ... +80	19.0		
0012	600	600/1000	600	1.2	3.0	39.0	8.0	-30 ... +90	-30 ... +80	-30 ... +90	-40 ... +80	26.0		
0015	300	600/1000	600 2)	1.2	3.0	19.5	1.9	-30 ... +90	-30 ... +80	-30 ... +90	-40 ... +80	61.0		
0016	300	600/1000	600 2)	1.2	3.0	19.5	1.2	-30 ... +90	-30 ... +80	-30 ... +90	-40 ... +80	83.0		
0017	300	–	300	0.8	–	130	–	-10 ... +80	-10 ... +80	-30 ... +80	-30 ... +80	–		
0018	300	–	300	0.8	–	130/19.5	–	-10 ... +80	-10 ... +80	-30 ... +80	-30 ... +80	–		
0019	300	–	300	0.8	–	130/19.5	–	-30 ... +90	-30 ... +80	-40 ... +90	-40 ... +80	–		
0020	300	–	300	0.8	–	130	–	-30 ... +90	-30 ... +80	-40 ... +90	-40 ... +80	–		
0021	300	–	300	0.8	–	130/39.0	–	-10 ... +80	-10 ... +80	-30 ... +80	-30 ... +80	–		
0023	300	–	300	0.8	–	130/39.0	–	-10 ... +80	-10 ... +80	-30 ... +80	-30 ... +80	–		
0024	300	–	300	0.8	–	130/39.0	–	-30 ... +90	-30 ... +80	-40 ... +90	-40 ... +80	–		
0025	600	600/1000	600	1.2	3.0	39.0	13.3	-30 ... +90	-30 ... +80	-30 ... +90	-40 ... +80	19.0		
0026	600	600/1000	600	1.2	3.0	39.0	8.0	-30 ... +90	-30 ... +80	-30 ... +90	-40 ... +80	26.0		
0027	600	600/1000	600	1.2	3.0	19.5	3.3	-30 ... +90	-30 ... +80	-30 ... +90	-40 ... +80	45.0		
0037	600	600/1000	600	1.2	3.0	39.0	13.3	-30 ... +80	-30 ... +80	-30 ... +80	-30 ... +80	13.8		
0038	300	600/1000	600 2)	1.2	3.0	39.0	8.0	-30 ... +80	-30 ... +80	-30 ... +80	-30 ... +80	19.1		
0048	600	–	600	2.0	–	59.0	–	-40 ... +70	-40 ... +70	-50 ... +75	-50 ... +75	–		
0053	600	600/1000	600	1.2	3.0	19.5	4.9	-30 ... +90	-30 ... +80	-30 ... +90	-40 ... +80	34.0		
0054	600	600/1000	600	1.2	3.0	19.5	3.3	-30 ... +90	-30 ... +80	-30 ... +90	-40 ... +80	45.0		
0055	600	600/1000	600	1.2	3.0	19.5	1.9	-30 ... +90	-30 ... +80	-30 ... +90	-40 ... +80	61.0		

- 1) The rated voltage of 300 V refers to control wires and the rated voltage of 300/500 V or 600/1000 V, respectively, refers to supply wires. The quotient specifies the U₀/U ratio.
- 2) The rated voltage of 300 V refers to control wires, and the rated voltage of 600 V refers to supply wires.
- 3) The test voltage U_p refers to control wires between core/shield.
- 4) The test voltage U_p refers to supply wires between core/shield.
- 5) The DC resistance at 20°C refers to the control wires. If two values are specified, the greater value refers to the smaller crosssection.
- 6) The DC resistance at 20°C refers to the supply wires.
- 7) Max. currentcarrying capacity of cable according to selection. (□ 14)












3

Technical data

Cable type characteristic

Chemical properties

3.1.3 Chemical properties

KZ													
									ISO	VDE 0282	VDE 0472		
0001	GYBU	PVC	✓	✓	–	✓	–	✓	–	–	–	–	–
0002	BK	PUR	✓	✓	–	✓	✓	✓	–	–	–	–	–
0003	GYBU	PVC	✓	✓	–	✓	–	✓	✓	–	–	✓	✓
0004	GYBU	PVC	✓	✓	–	✓	–	✓	✓	–	–	✓	✓
0005	GYBU	PVC	✓	✓	–	✓	–	✓	✓	–	–	✓	✓
0006	GYBU	PVC	✓	✓	–	✓	–	✓	✓	–	–	✓	✓
0007	GYBU	PVC	✓	✓	–	✓	–	✓	✓	–	–	✓	✓
0008	GYBU	PVC	✓	✓	–	✓	–	✓	✓	–	–	✓	✓
0009	GYBU	PVC	✓	✓	–	✓	–	✓	✓	–	–	✓	✓
0010	OG	PUR	✓	✓	✓	✓	✓	✓	–	✓	–	✓	✓
0011	OG	PUR	✓	✓	✓	✓	✓	✓	–	✓	–	✓	✓
0012	OG	PUR	✓	✓	✓	✓	✓	✓	–	✓	–	✓	✓
0015	OG	PUR	✓	✓	✓	✓	✓	✓	–	✓	–	✓	✓
0016	OG	PUR	✓	✓	✓	✓	✓	✓	–	✓	–	✓	✓
0017	BK	PVC	✓	✓	–	✓	–	–	✓	–	–	✓	✓
0018	BK	PVC	✓	✓	–	✓	–	–	✓	–	–	✓	✓
0019	GN	PUR	✓	✓	✓	✓	✓	–	–	–	✓	✓	✓
0020	GN	PUR	✓	✓	✓	✓	✓	–	–	–	✓	✓	✓
0021	BK	PVC	✓	✓	–	✓	–	–	✓	–	–	✓	✓
0023	BK	PVC	✓	✓	–	✓	–	–	✓	–	–	✓	✓
0024	GN	PUR	✓	✓	✓	✓	✓	–	–	–	✓	✓	✓
0025	GYBU	PUR	✓	✓	✓	✓	✓	✓	–	✓	–	✓	✓
0026	GYBU	PUR	✓	✓	✓	✓	✓	✓	–	✓	–	✓	✓
0027	GYBU	PUR	✓	✓	✓	✓	✓	✓	–	✓	–	✓	✓
0037	GYBU	PVC	✓	✓	–	✓	–	✓	✓	–	–	✓	✓
0038	GYBU	PVC	✓	✓	–	✓	–	✓	✓	–	–	✓	✓
0048	GN	PUR	✓	✓	✓	✓	✓	✓	–	✓	✓	✓	✓
0053	OG	PUR	✓	✓	✓	✓	✓	✓	–	✓	–	✓	✓
0054	OG	PUR	✓	✓	✓	✓	✓	✓	–	✓	–	✓	✓
0055	OG	PUR	✓	✓	✓	✓	✓	✓	–	✓	–	✓	✓

3.2 Cable end characteristic

3.2.1 Cable end on the motor side

This characteristic describes the end of the system cable on the motor side. The plug-in connectors are designed as sockets.

Technical data

Cable end characteristic
Cable end on the motor side

KZ	Number of poles	Rated voltage	Type
Power			
M01	6	AC/DC 630 V	Connector with screw plug
M02	8	AC/DC 630 V	Connector with screw plug
M03	8	AC/DC 630 V	Connector with screw plug
M04	6	AC/DC 630 V	Connector with SpeedTec
M05	8	AC/DC 630 V	Connector with SpeedTec
M06	8	AC/DC 630 V	Connector with SpeedTec
M07	8	AC/DC 630 V	Connector with screw plug
M08	8	AC/DC 630 V	Connector with SpeedTec
H01	10	AC 500 V	Connector Modular 16A
H02	10	AC 500 V	Connector Modular 16A
H03	10	AC 500 V	Connector Modular 40A
H07	10	AC 500 V	Connector Modular 16A
H08	10	AC 500 V	Connector Modular 16A
H09	10	AC 500 V	Connector Modular 40A
H10	8	AC 500 V	Connector 10▲
H11	8	AC 500 V	Connector
H12	8	AC 500 V	Connector 10E-Δ
H13	8	AC 500 V	Connector 10E-Δ
H14	10	AC 500 V	Connector Modular 40A
H15	10	AC 500 V	Connector Modular 40A
Blower			
L01	8	AC/DC 630 V	Connector with screw plug
L02	7	AC/DC 630 V	Connector with screw plug
L03	8	AC/DC 630 V	Connector with SpeedTec
L04	7	AC/DC 630 V	Connector with SpeedTec
L05	7	AC/DC 630 V	Connector with screw plug
L06	7	AC/DC 630 V	Connector with SpeedTec
Feedback			
F01	12	AC/DC 125 V	Connector with screw plug
F02	12	AC/DC 125 V	Connector with screw plug, Coding 20°
F03	17	AC/DC 125 V	Connector with screw plug
F04	17	AC/DC 125 V	Connector with screw plug, Coding 20°
F05	12	AC/DC 125 V	Connector with SpeedTec
F06	12	AC/DC 125 V	Connector with SpeedTec Coding 20°
F07	17	AC/DC 125 V	Connector with SpeedTec
F08	17	AC/DC 125 V	Connector with SpeedTec Coding 20°
D01	4	AC/DC 50 V	M12-A connector
Cable end without connector			
A00	–	–	–

3.2.2 Cable end on the controller side

This characteristic describes the end of the system cable on the controller side. The plug-in connectors are designed as pins.

KZ	Number of poles	Rated voltage	Type
Power			
P04	6	AC/DC 630 V	Connector with SpeedTec
P05	8	AC/DC 630 V	Connector with SpeedTec
P06	8	AC/DC 630 V	Connector with SpeedTec
P07	8	AC/DC 630 V	Connector with SpeedTec
Q01	10	AC 500 V	Connector Modular 40A
Q02	10	AC 500 V	Connector Modular 40A
Q03	10	AC 500 V	Connector Modular 40A
Q08	10	AC 500 V	Connector Modular 40A
Q09	10	AC 500 V	Connector Modular 40A
Q10	8	AC 500 V	Connector
Q11	8	AC 500 V	Connector
Blower			
J03	8	AC/DC 630 V	Connector with SpeedTec
J04	7	AC/DC 630 V	Connector with SpeedTec
J05	7	AC/DC 630 V	Connector with SpeedTec
Feedback			
G06	12	AC/DC 125 V	Connector with SpeedTec
G07	12	AC/DC 125 V	Connector with SpeedTec Coding 20°
G08	17	AC/DC 125 V	Connector with SpeedTec
G09	17	AC/DC 125 V	Connector with SpeedTec Coding 20°
S01	9	AC/DC 50 V	Sub-D plug
S02	9	AC/DC 50 V	Sub-D plug with locking tab
S03	15	AC/DC 50 V	Sub-D plug with locking tab
S06	15	AC/DC 50 V	Sub-D plug
W02	9	AC/DC 50 V	Sub-D plug (socket)
W04	9	AC/DC 50 V	Sub-D plug, large cable entry (socket)
B02	5	AC/DC 50 V	M12-A connector
Cable end without connector			
A00	–	–	–



Note!

When Sub-D plug W04 is used, an additional free space of 50 mm must be considered due to the depth of the plug.

If the required free space is not available, a connection cable for fixed installation and plug W02 can be used in combination with an extension cable suitable for trailing to solve the application.

3.2.3 Cable end of digital frequency cable

This characteristic describes the cable ends of the digital frequency cables.

KZ	Number of poles	Maximum voltage	Type
Digital frequency			
W01	9	AC/DC 50 V	Sub-D plug (socket)
W03	9	AC/DC 50 V	Sub-D plug (socket), with locking tab
S01	9	AC/DC 50 V	Sub-D plug (pin)
S02	9	AC/DC 50 V	Sub-D plug (pin), with locking tab
S07, S08, S09, S10	15	AC/DC 50 V	Sub-D plug (pin), with locking tab

3.3 Enclosure

The prepared system cables comply with the IP65 enclosure.

Exception:

- ▶ System cables with a Sub-D connector
- ▶ System cables with an open cable end

4 How to select your system cable

Motor cables

4 How to select your system cable

4.1 Motor cables

This system cable can be completely configured and ordered in the electronic catalog:
[Select motor cables in the electronic catalog](#)

4.2 Blower cables

This system cable can be completely configured and ordered in the electronic catalog:
[Select digital blower cables in the electronic catalog](#)

4 How to select your system cable

Resolver cables


4.3 Resolver cables

The configuration of this system cable depends on the encoder and inverter used. Determine the suitable cable type by means of the following tables.

These access data serve to configure and order this system cable in the electronic catalog:


[Select resolver cables in the electronic catalog](#)

Connection cable


Feedback	Connecting cable			
Type	Laying system	Type	Motor connection	Connection at controller
RS0 RS1	—	EYF0017A	F01 F05	S01 S02
RV03		EYF0020A	A00	S01 S02


Controller	Connection assignment			
Type	S01	S02		
E84AVT...		x		
E94AS...		x		
E94AM...		x		
E70ACM...	x			
EVS93...	x			
931E...	x			
ECS...	x			


Extension cable

Feedback	extension cable			
Type	Laying system	Type	Motor connection	Coupling for connecting cable
RS0 RS1	—	EYF0017V	F01 F05	G06
RV03		EYF0020V	A00	


Cable properties

Mechanical/design:  20

Electrical/temperature range:  21

Chemical:  22

Important notes

For trailing cables:  17

4.4 Encoder cables


The configuration of this system cable depends on the encoder and inverter used. Determine the suitable cable type by means of the following tables.

These access data serve to configure and order this system cable in the electronic catalog:

[Select encoder cables in the electronic catalog](#)


4.4.1 IG512-5V-T, IGxxxx-5V-T, IG2048-5V-S (TTL, SinCos a

Connection cable


Feedback	Connecting cable			
Type	Laying system	Type	Motor connection	Connection at controller
IG512-5V-T IG1024-5V-T IG2048-5V-T	—	EYF0018A	F02 F06 A00	S03 W02
IG4096-5V-T IG2048-5V-S		EYF0019A		S03 W04

Controller	Connection assignment			
Type	S03	W02	W04	
E84AVT...	x			
E94AS...	x			
E94AM...	x			
E94AYFLF		x	x	
EVS93...		x	x	
EVF93...		x	x	
ECS...		x	x	


Extension cable

Feedback	extension cable			
Type	Laying system	Type	Motor connection	Coupling for connecting cable
IG512-5V-T IG1024-5V-T IG2048-5V-T	—	EYF0018V	F02 F06 A00	G07
IG4096-5V-T IG2048-5V-S		EYF0019V		


Cable properties

Mechanical/design:  20

Electrical/temperature range:  21

Chemical:  22

Important notes

For trailing cables:  17



4 How to select your system cable

Encoder cables

IG512-24V-H, IGxxxx-24V-H (HTL with 10-core system cable)



4.4.2 IG512-24V-H, IGxxxx-24V-H (HTL with 10-core system cable)

Connection cable

Feedback	Connecting cable			
Type	Laying system	Type	Motor connection	Connection at controller
IG512-24V-H IG1024-24V-H IG2048-24V-H		EYF0018A EYF0018Y	F02 F06 A00	W02 W04 A00
		EYF0019A EYF0019Y	A00	W02 W04 A00


Controller	Connection assignment			
Type	W02	W04	A00	
E84AVH...			x	
E84AVT...			x	
E82xV...			x	
EVF93...	x	x		


Extension cable

Feedback	extension cable			
Type	Laying system	Type	Motor connection	Coupling for connecting cable
IG512-24V-H IG1024-24V-H IG2048-24V-H		EYF0018V	F02 F06 A00	G07
		EYF0019V		


Cable properties

Mechanical/design:  20

Electrical/temperature range:  21

Chemical:  22

Important notes

For trailing cables:  17

4.4.3 IG512-24V-H, IGxxxx-24V-H (HTL with four-core system cable)



Note!

The four-core system cables cannot be configured and are only available in fixed lengths 2.5 m, 5 m, 10 m, 15 m und 20 m.

Connection cable

Feedback	Connecting cable			
Type	Laying system	Type	Motor connection	Connection at controller
IG512-24V-H IG1024-24V-H IG2048-24V-H		EYF0048A EYF0048Y	F02 F06 A00	B02 A00

Controller	Connection assignment			
Type	B02	A00		
E84AVH...		x		
E84AVT...		x		
E84DS...	x			
E84DH...	x			
E82xV...		x		

Extension cable

Feedback	extension cable			
Type	Laying system	Type	Motor connection	Coupling for connecting cable
IG512-24V-H IG1024-24V-H IG2048-24V-H		EYF0018V EYF0019V EYF0048V	F02 F06 A00	G07

Cable properties

Mechanical/design: 20

Electrical/temperature range: 21

Chemical: 22

Important notes

For trailing cables: 17

4 How to select your system cable

Encoder cables

IG128-24V-H (HTL with four-core system cable)

4.4.4 IG128-24V-H (HTL with four-core system cable)



Note!

The four-core system cables cannot be configured and are only available in fixed lengths 2.5 m, 5 m, 10 m, 15 m und 20 m.

Connection cable

Feedback	Connecting cable			
Type	Laying system	Type	Motor connection	Connection at controller
IG128-24V-H		EYF0048A EYF0048Y	D01 A00	B02 A00

Controller	Connection assignment			
Type	B02	A00		
E84AVS...		x		
E84AVH...		x		
E84AVT...		x		
E84DVB...	x	x		
E84DS...	x			
E84DH...	x			
E82xV...		x		

Extension cable

Feedback	extension cable			
Type	Laying system	Type	Motor connection	Coupling for connecting cable
IG128-24V-H		EYF0018V	D01 A00	G07
		EYF0019V EYF0048V		

Cable properties

Mechanical/design: 20

Electrical/temperature range: 21



Chemical: 22

Important notes

For trailing cables: 17



4.4.5 AM128-8V-H, Ax1024-8V-H, Ax1024-8VV-K2 (SinCos-absolute value encoder)

Connection cable


Feedback	Connecting cable			
Type	Laying system	Type	Motor connection	Connection at controller
AM128-8V-H AM1024-8V-H AM1024-8V-K2		EYF0018A	F02 F06	S03 W02
AS1024-8V-H AS1024-8V-K2		EYF0019A	A00	S03 W04


Controller	Connection assignment			
Type	S03	W02	W04	
E84AVT...	x			
E94AS...	x			
E94AM...	x			
EVS93...		x	x	
ECS...		x	x	
931E...		x	x	


Extension cable

Feedback	extension cable			
Type	Laying system	Type	Motor connection	Coupling for connecting cable
AM128-8V-H AM1024-8V-H AM1024-8V-K2		EYF0018V	F02 F06	G07
AS1024-8V-H AS1024-8V-K2		EYF0019V	A00	


Cable properties

Mechanical/design:  20

Electrical/temperature range:  21

Chemical:  22

Important notes

For trailing cables:  17

4 How to select your system cable

Encoder cables

Ax2048-5V-E, AM32-5V-E (SinCos absolute value encoder - EnDat)


4.4.6 Ax2048-5V-E, AM32-5V-E (SinCos absolute value encoder - EnDat)

Connection cable

Feedback	Connecting cable			
Type	Laying system	Type	Motor connection	Connection at controller
AS2048-5V-E AM2048-5V-E AM32-5V-E	—	EYF0021A	F03 F07 A00	S03


Controller	Connection assignment			
Type	S03			
E94AS...	x			
E94AM...	x			


Extension cable

Feedback	extension cable			
Type	Laying system	Type	Motor connection	Coupling for connecting cable
AS2048-5V-E AM2048-5V-E AM32-5V-E	— 	EYF0021V EYF0024V	F03 F07 A00	G08


Cable properties

Mechanical/design:  20

Electrical/temperature range:  21


Chemical:  22

Important notes

For trailing cables:  17



4.4.7 IK4096-5V-T (TTL with commutation signal - Renco R35i)

Connection cable


Feedback	Connecting cable			
Type	Laying system	Type	Motor connection	Connection at controller
IK4096-5V-T		EYF0023A	F04 F08 A00	S06

Controller	Connection assignment			
Type	S06			
E94P...	x			


Extension cable

Feedback	extension cable			
Type	Laying system	Type	Motor connection	Coupling for connecting cable
IK4096-5V-T		EYF0023V	F04 F08 A00	G09
		EYF0024V		


Cable properties

Mechanical/design:  20

Electrical/temperature range:  21

Chemical:  22

Important notes

For trailing cables:  17

4 How to select your system cable

Digital frequency cables
Servo Drives 9400

4.5 Digital frequency cables

The configuration of this system cable depends on the master/slave combination. Determine the suitable cable type by means of the following tables.

These access data serve to configure and order this system cable in the electronic catalog:


[Select digital frequency cables in the electronic catalog](#)


4.5.1 Servo Drives 9400


Connection cable

Master	Connecting cable		Slave
Type	Laying system	Type	Type
E94AYFLF	————	EYD0017AxxxxW03S02	E94AYFLF
		EYD0017AxxxxS08S02	E84AVT...
		EYD0017AxxxxW01S02	ECS... EVx93... EMF2132IB
		EYD0017AxxxxS08S02	EZAEVA00x

Cable properties

Mechanical/design:  20

Electrical/temperature range:  21


Chemical:  22


4.5.2 Inverter Drives 8400

Connection cable

Master	Connecting cable		Slave
Type	Laying system	Type	Type
E84AVT...	————	EYD0017AxxxxW03S07	E94AYFLF
		EYD0021AxxxxS10S09	E84AVT...
		EYD0017AxxxxW01S07	ECS... EVx93... EMF2132IB
		EYD0021AxxxxS10S09	EZAEVA00x

Cable properties

Mechanical/design:  20

Electrical/temperature range:  21

Chemical:  22

4 How to select your system cable


Digital frequency cables
Inverter Drives 8400


4.5.3 Servo Drives ECS


Connection cable

Master	Connecting cable		Slave
Type	Laying system	Type	Type
ECS...	————	EYD0017AxxxxW03W01	E94AYFLF
		EYD0017AxxxxS08W01	E84AVT...
		EYD0017AxxxxW01W01	ECS... EVx93... EMF2132IB
		EYD0017AxxxxS08W01	EZAEVA00x

Cable properties

Mechanical/design:  20

Electrical/temperature range:  21


Chemical:  22


4.5.4 9300 controller

Connection cable

Master	Connecting cable		Slave
Type	Laying system	Type	Type
EVx93...	————	EYD0017AxxxxW03S01	E94AYFLF
		EYD0017AxxxxS08S01	E84AVT...
		EYD0017AxxxxW01S01	ECS... EVx93... EMF2132IB
		EYD0017AxxxxS08S01	EZAEVA00x

Cable properties

Mechanical/design:  20

Electrical/temperature range:  21

Chemical:  22

4 How to select your system cable




Digital frequency cables
EZA-EVA00x digital frequency distributor

4.5.5 EZA-EVA00x digital frequency distributor

Connection cable

Master	Connecting cable		Slave
Type	Laying system	Type	Type
EZA-EVA00x	————	EYD0017AxxxxW03S07	E94AYFLF
		EYD0021AxxxxS10S09	E84AVT...
		EYD0017AxxxxW01S07	ECS... EVx93... EMF2132IB
		EYD0021AxxxxS10S09	EZA-EVA00x

Cable properties


Mechanical/design:  20 Electrical/temperature range:  21 Chemical:  22


4.5.6 EMF2132IB digital frequency distributor

Connection cable

Master	Connecting cable		Slave
Type	Laying system	Type	Type
EMF2132IB	————	EYD0017AxxxxW03S01	E94AYFLF
		EYD0017AxxxxS08S01	E84AVT...
		EYD0017AxxxxW01S01	ECS... EVx93... EMF2132IB
		EYD0017AxxxxS08S01	EZAEVA00x

Cable properties

Mechanical/design:  20

Electrical/temperature range:  21








































Chemical:  22








































5 Spare parts for system cables

Motor cables

5 Spare parts for system cables



































5.1 Motor cables
































System cable			
	Connector	System cable	Connector
EYP0003...			
EYP0003AxxxxM01A00 	EWS0001	EYP0003YxxxxA00A00	–
EYP0003AxxxxM04A00 	EWS1001	EYP0003YxxxxA00A00	–
EYP0003VxxxxM01P01 	EWS0001	EYP0003YxxxxA00A00	EWS0016
EYP0003VxxxxM01P04 	EWS0001	EYP0003YxxxxA00A00	EWS0016
EYP0003VxxxxM04P01 	EWS1001	EYP0003YxxxxA00A00	EWS0016
EYP0003VxxxxM04P04 	EWS1001	EYP0003YxxxxA00A00	EWS0016
EYP0003VxxxxA00P01 	–	EYP0003YxxxxA00A00	EWS0016
EYP0003VxxxxA00P04 	–	EYP0003YxxxxA00A00	EWS0016
EYP0003YxxxxA00A00 	–	EYP0003YxxxxA00A00	–
EYP0004...			
EYP0004AxxxxM01A00 	EWS0001	EYP0004YxxxxA00A00	–
EYP0004AxxxxM04A00 	EWS1001	EYP0004YxxxxA00A00	–
EYP0004VxxxxM01P01 	EWS0001	EYP0004YxxxxA00A00	EWS0016
EYP0004VxxxxM01P04 	EWS0001	EYP0004YxxxxA00A00	EWS0016
EYP0004VxxxxM04P01 	EWS1001	EYP0004YxxxxA00A00	EWS0016
EYP0004VxxxxM04P04 	EWS1001	EYP0004YxxxxA00A00	EWS0016
EYP0004VxxxxA00P01 	–	EYP0004YxxxxA00A00	EWS0016
EYP0004VxxxxA00P04 	–	EYP0004YxxxxA00A00	EWS0016
EYP0004YxxxxA00A00 	–	EYP0004YxxxxA00A00	–
EYP0005...			
EYP0005AxxxxM01A00 	EWS0001	EYP0005YxxxxA00A00	–
EYP0005AxxxxM04A00 	EWS1001	EYP0005YxxxxA00A00	–
EYP0005VxxxxM01P01 	EWS0001	EYP0005YxxxxA00A00	EWS0016
EYP0005VxxxxM01P04 	EWS0001	EYP0005YxxxxA00A00	EWS0016
EYP0005VxxxxM04P04 	EWS1001	EYP0005YxxxxA00A00	EWS0016
EYP0005VxxxxM04P04 	EWS1001	EYP0005YxxxxA00A00	EWS0016
EYP0005VxxxxA00P01 	–	EYP0005YxxxxA00A00	EWS0016
EYP0005VxxxxA00P04 	–	EYP0005YxxxxA00A00	EWS0016
EYP0005AxxxxM02A00 	EWS0012	EYP0005YxxxxA00A00	–
EYP0005AxxxxM05A00 	EWS1012	EYP0005YxxxxA00A00	–
EYP0005VxxxxM02P02 	EWS0012	EYP0005YxxxxA00A00	EWS0014
EYP0005VxxxxM02P05 	EWS0012	EYP0005YxxxxA00A00	EWS0014
EYP0005VxxxxM05P02 	EWS1012	EYP0005YxxxxA00A00	EWS0014
EYP0005VxxxxM05P05 	EWS1012	EYP0005YxxxxA00A00	EWS0014
EYP0005VxxxxA00P02 	–	EYP0005YxxxxA00A00	EWS0014
EYP0005VxxxxA00P05 	–	EYP0005YxxxxA00A00	EWS0014
EYP0005YxxxxA00A00 	–	EYP0005YxxxxA00A00	–
EYP0006...			
EYP0006AxxxxM02A00 	EWS0012	EYP0006YxxxxA00A00	–










































System cable			
	Connector	System cable	Connector
EYP0006AxxxxM05A00		EYP0006YxxxxA00A00	–
EYP0006VxxxxM05P05		EYP0006YxxxxA00A00	EWS0014
EYP0006VxxxxM02P02		EYP0006YxxxxA00A00	EWS0014
EYP0006VxxxxM02P05		EYP0006YxxxxA00A00	EWS0014
EYP0006VxxxxM05P02		EYP0006YxxxxA00A00	EWS0014
EYP0006VxxxxM05P05		EYP0006YxxxxA00A00	EWS0014
EYP0006VxxxxA00P02		EYP0006YxxxxA00A00	EWS0014
EYP0006VxxxxA00P05		EYP0006YxxxxA00A00	EWS0014
EYP0006YxxxxA00A00	–	EYP0006YxxxxA00A00	–
EYP0007...			
EYP0007AxxxxM03A00		EYP0007YxxxxA00A00	–
EYP0007AxxxxM06A00		EYP0007YxxxxA00A00	–
EYP0007VxxxxM03P03		EYP0007YxxxxA00A00	EWS0015
EYP0007VxxxxM03P06		EYP0007YxxxxA00A00	EWS0015
EYP0007VxxxxM06P03		EYP0007YxxxxA00A00	EWS0015
EYP0007VxxxxM06P06		EYP0007YxxxxA00A00	EWS0015
EYP0007VxxxxA00P03		EYP0007YxxxxA00A00	EWS0015
EYP0007VxxxxA00P06		EYP0007YxxxxA00A00	EWS0015
EYP0007YxxxxA00A00	–	EYP0007YxxxxA00A00	–
EYP0008...			
EYP0008AxxxxM03A00		EYP0008YxxxxA00A00	–
EYP0008AxxxxM06A00		EYP0008YxxxxA00A00	–
EYP0008VxxxxM03P03		EYP0008YxxxxA00A00	EWS0015
EYP0008VxxxxM03P06		EYP0008YxxxxA00A00	EWS0015
EYP0008VxxxxM06P03		EYP0008YxxxxA00A00	EWS0015
EYP0008VxxxxM06P06		EYP0008YxxxxA00A00	EWS0015
EYP0008VxxxxA00P03		EYP0008YxxxxA00A00	EWS0015
EYP0008VxxxxA00P06		EYP0008YxxxxA00A00	EWS0015
EYP0008YxxxxA00A00	–	EYP0008YxxxxA00A00	–
EYP0009...			
EYP0009AxxxxM03A00		EYP0009YxxxxA00A00	–
EYP0009AxxxxM06A00		EYP0009YxxxxA00A00	–
EYP0009VxxxxM03P03		EYP0009YxxxxA00A00	EWS0015
EYP0009VxxxxM03P06		EYP0009YxxxxA00A00	EWS0015
EYP0009VxxxxM06P03		EYP0009YxxxxA00A00	EWS0015
EYP0009VxxxxM06P06		EYP0009YxxxxA00A00	EWS0015
EYP0009VxxxxA00P03		EYP0009YxxxxA00A00	EWS0015
EYP0009VxxxxA00P06		EYP0009YxxxxA00A00	EWS0015
EYP0009YxxxxA00A00	–	EYP0009YxxxxA00A00	–
EYP0010...			
EYP0010AxxxxM01A00		EYP0010YxxxxA00A00	–
EYP0010AxxxxM04A00		EYP0010YxxxxA00A00	–
EYP0010VxxxxM01P01		EYP0010YxxxxA00A00	EWS0016
EYP0010VxxxxM01P04		EYP0010YxxxxA00A00	EWS0016


























5 Spare parts for system cables

Motor cables

System cable			
	Connector	System cable	Connector
EYP0010VxxxxM04P01 	EWS1001	EYP0010YxxxxA00A00	EWS0016
EYP0010VxxxxM04P04 	EWS1001	EYP0010YxxxxA00A00	EWS0016
EYP0010VxxxxA00P01 	–	EYP0010YxxxxA00A00	EWS0016
EYP0010VxxxxA00P04 	–	EYP0010YxxxxA00A00	EWS0016
EYP0010YxxxxA00A00 	–	EYP0010YxxxxA00A00	–
EYP0011...			
EYP0011AxxxxM01A00 	EWS0001	EYP0011YxxxxA00A00	–
EYP0011AxxxxM04A00 	EWS1001	EYP0011YxxxxA00A00	–
EYP0011VxxxxM01P01 	EWS0001	EYP0011YxxxxA00A00	EWS0016
EYP0011VxxxxM01P04 	EWS0001	EYP0011YxxxxA00A00	EWS0016
EYP0011VxxxxM04P01 	EWS1001	EYP0011YxxxxA00A00	EWS0016
EYP0011VxxxxM04P04 	EWS1001	EYP0011YxxxxA00A00	EWS0016
EYP0011VxxxxA00P01 	–	EYP0011YxxxxA00A00	EWS0016
EYP0011VxxxxA00P04 	–	EYP0011YxxxxA00A00	EWS0016
EYP0011YxxxxA00A00 	–	EYP0011YxxxxA00A00	–
EYP0012...			
EYP0012AxxxxM01A00 	EWS0001	EYP0012YxxxxA00A00	–
EYP0012AxxxxM04A00 	EWS1001	EYP0012YxxxxA00A00	–
EYP0012VxxxxM01P01 	EWS0001	EYP0012YxxxxA00A00	EWS0016
EYP0012VxxxxM01P04 	EWS0001	EYP0012YxxxxA00A00	EWS0016
EYP0012VxxxxM04P01 	EWS1001	EYP0012YxxxxA00A00	EWS0016
EYP0012VxxxxM04P04 	EWS1001	EYP0012YxxxxA00A00	EWS0016
EYP0012VxxxxA00P01 	–	EYP0012YxxxxA00A00	EWS0016
EYP0012VxxxxA00P04 	–	EYP0012YxxxxA00A00	EWS0016
EYP0012YxxxxA00A00 	–	EYP0012YxxxxA00A00	–
EYP0012AxxxxM02A00 	EWS0012	EYP0012YxxxxA00A00	–
EYP0012AxxxxM05A00 	EWS1012	EYP0012YxxxxA00A00	–
EYP0012VxxxxM02P02 	EWS0012	EYP0012YxxxxA00A00	EWS0014
EYP0012VxxxxM02P05 	EWS0012	EYP0012YxxxxA00A00	EWS0014
EYP0012VxxxxM05P02 	EWS1012	EYP0012YxxxxA00A00	EWS0014
EYP0012VxxxxM05P05 	EWS1012	EYP0012YxxxxA00A00	EWS0014
EYP0012VxxxxA00P02 	–	EYP0012YxxxxA00A00	EWS0014
EYP0012VxxxxA00P05 	–	EYP0012YxxxxA00A00	EWS0014

System cable		Connector	System cable	Connector
EYP0012YxxxxA00A00		–	EYP0012YxxxxA00A00	–
EYP0015...				
EYP0015AxxxxM03A00		EWS0013	EYP0015YxxxxA00A00	–
EYP0015AxxxxM06A00		EWS1013	EYP0015YxxxxA00A00	–
EYP0015VxxxxM03P03		EWS0013	EYP0015YxxxxA00A00	EWS0015
EYP0015VxxxxM03P06		EWS0013	EYP0015YxxxxA00A00	EWS0015
EYP0015VxxxxM06P03		EWS1013	EYP0015YxxxxA00A00	EWS0015
EYP0015VxxxxM06P06		EWS1013	EYP0015YxxxxA00A00	EWS0015
EYP0015VxxxxA00P05		–	EYP0015YxxxxA00A00	EWS0015
EYP0015VxxxxA00P06		–	EYP0015YxxxxA00A00	EWS0015
EYP0015YxxxxA00A00		–	EYP0015YxxxxA00A00	–
EYP0016...				
EYP0016AxxxxM03A00		EWS0013	EYP0016YxxxxA00A00	–
EYP0016AxxxxM06A00		EWS1013	EYP0016YxxxxA00A00	–
EYP0016VxxxxM03P03		EWS0013	EYP0016YxxxxA00A00	EWS0015
EYP0016VxxxxM03P06		EWS0013	EYP0016YxxxxA00A00	EWS0015
EYP0016VxxxxM06P03		EWS1013	EYP0016YxxxxA00A00	EWS0015
EYP0016VxxxxM06P06		EWS1013	EYP0016YxxxxA00A00	EWS0015
EYP0016VxxxxA00P03		–	EYP0016YxxxxA00A00	EWS0015
EYP0016VxxxxA00P06		–	EYP0016YxxxxA00A00	EWS0015
EYP0016YxxxxA00A00		–	EYP0016YxxxxA00A00	–
EYP0025...				
EYP0025AxxxxH01A00			EYP0025YxxxxA00A00	
EYP0025AxxxxH02A00			EYP0025YxxxxA00A00	
EYP0025AxxxxA00Q01			EYP0025YxxxxA00A00	
EYP0025AxxxxA00Q02			EYP0025YxxxxA00A00	
EYP0025YxxxxA00A00			EYP0025YxxxxA00A00	
EYP0026...				
EYP0026AxxxxH01A00			EYP0026YxxxxA00A00	
EYP0026AxxxxH02A00			EYP0026YxxxxA00A00	
EYP0026AxxxxH03A00			EYP0026YxxxxA00A00	
EYP0026AxxxxH15A00			EYP0026YxxxxA00A00	
EYP0026AxxxxH20A00			EYP0026YxxxxA00A00	
EYP0026AxxxxA00Q02			EYP0026YxxxxA00A00	







































System cable			
	Connector	System cable	Connector
EYP0026AxxxxA00Q03		EYP0026YxxxxA00A00	
EYP0026YxxxxA00A00		EYP0026YxxxxA00A00	
EYP0027...			
EYP0027AxxxxH03A00		EYP0027YxxxxA00A00	
EYP0027AxxxxH15A00		EYP0027YxxxxA00A00	
EYP0027AxxxxH20A00		EYP0027YxxxxA00A00	
EYP0027AxxxxA00Q02		EYP0027YxxxxA00A00	
EYP0027AxxxxA00Q03		EYP0027YxxxxA00A00	
EYP0027YxxxxA00A00		EYP0027YxxxxA00A00	
EYP0037...			
EYP0037AxxxxM07A00		EWS0008	EYP0037YxxxxA00A00
EYP0037AxxxxM08A00		EWS1008	EYP0037YxxxxA00A00
EYP0037AxxxxH10A00		EWS0079	EYP0037YxxxxA00A00
EYP0037AxxxxH12A00		EWS0079	EYP0037YxxxxA00A00
EYP0037AxxxxM07Q10		EWS0008	EYP0037YxxxxA00A00
EYP0037AxxxxM08Q10		EWS1008	EYP0037YxxxxA00A00
EYP0037AxxxxH10Q10		EWS0079	EYP0037YxxxxA00A00
EYP0037AxxxxH12Q10		EWS0079	EYP0037YxxxxA00A00
EYP0037AxxxxA00Q10		–	EYP0037YxxxxA00A00
EYP0037VxxxxM07P07		EWS0008	EYP0037YxxxxA00A00
EYP0037VxxxxM08P07		EWS1008	EYP0037YxxxxA00A00
EYP0037VxxxxH10P07		EWS0079	EYP0037YxxxxA00A00
EYP0037VxxxxH12P07		EWS0079	EYP0037YxxxxA00A00
EYP0037VxxxxA00P07		–	EYP0037YxxxxA00A00
EYP0037YxxxxA00A00		–	EYP0037YxxxxA00A00
EYP0038...			
EYP0038AxxxxM07A00		EWS0008	EYP0038YxxxxA00A00
EYP0038AxxxxM08A00		EWS1008	EYP0038YxxxxA00A00
EYP0038AxxxxH11A00		EWS0079	EYP0038YxxxxA00A00
EYP0038AxxxxH13A00		EWS0079	EYP0038YxxxxA00A00
EYP0038AxxxxM07Q11		EWS0008	EYP0038YxxxxA00A00
EYP0038AxxxxM08Q11		EWS1008	EYP0038YxxxxA00A00
EYP0038AxxxxH11Q11		EWS0079	EYP0038YxxxxA00A00
EYP0038AxxxxH13Q11		EWS0079	EYP0038YxxxxA00A00
EYP0038AxxxxA00Q11		–	EYP0038YxxxxA00A00
EYP0038VxxxxM07P07		EWS0008	EYP0038YxxxxA00A00
EYP0038VxxxxM08P07		EWS1008	EYP0038YxxxxA00A00
EYP0038VxxxxH11P07		EWS0079	EYP0038YxxxxA00A00
EYP0038VxxxxH13P07		EWS0079	EYP0038YxxxxA00A00
EYP0038VxxxxA00P07		–	EYP0038YxxxxA00A00
EYP0038YxxxxA00A00		–	EYP0038YxxxxA00A00
EYP0053...			









System cable			
	Connector	System cable	Connector
EYP0053AxxxxM02A00 	EWS0012	EYP0053YxxxxA00A00	–
EYP0053AxxxxM05A00 	EWS1012	EYP0053YxxxxA00A00	–
EYP0053VxxxxM02P02 	EWS0012	EYP0053YxxxxA00A00	EWS0014
EYP0053VxxxxM02P05 	EWS0012	EYP0053YxxxxA00A00	EWS0014
EYP0053VxxxxM05P02 	EWS1012	EYP0013YxxxxA00A00	EWS0014
EYP0053VxxxxM05P05 	EWS1012	EYP0013YxxxxA00A00	EWS0014
EYP0053VxxxxA00P02 	–	EYP0053YxxxxA00A00	EWS0014
EYP0053VxxxxA00P05 	–	EYP0053YxxxxA00A00	EWS0014
EYP0053YxxxxA00A00 	–	EYP0053YxxxxA00A00	–
EYP0054...			
EYP0054AxxxxM03A00 	EWS0013	EYP0054YxxxxA00A00	–
EYP0054AxxxxM06A00 	EWS1013	EYP0054YxxxxA00A00	–
EYP0054VxxxxM03P03 	EWS0013	EYP0054YxxxxA00A00	EWS0015
EYP0054VxxxxM03P06 	EWS0013	EYP0054YxxxxA00A00	EWS0015
EYP0054VxxxxM06P03 	EWS1013	EYP0054YxxxxA00A00	EWS0015
EYP0054VxxxxM06P06 	EWS1013	EYP0054YxxxxA00A00	EWS0015
EYP0054VxxxxA00P03 	–	EYP0054YxxxxA00A00	EWS0015
EYP0054VxxxxA00P06 	–	EYP0054YxxxxA00A00	EWS0015
EYP0054YxxxxA00A00 	–	EYP0054YxxxxA00A00	–
EYP0055...			
EYP0055AxxxxH03A00 	–	EYP0055YxxxxA00A00	–
EYP0055AxxxxH15A00 	–	EYP0055YxxxxA00A00	–
EYP0055AxxxxH20A00 	–	EYP0055YxxxxA00A00	–
EYP0055YxxxxA00A00 	–	EYP0055YxxxxA00A00	–

5 Spare parts for system cables

Blower cables

5.2 Blower cables
































System cable				
	Connector	System cable	Connector	
EYL0001...				
EYL0001AxxxxL01A00		EWS0003	EYL0001YxxxxA00A00	–
EYL0001AxxxxL03A00		EWS1003	EYL0001YxxxxA00A00	–
EYL0001VxxxxL01J01		EWS0003	EYL0001YxxxxA00A00	EWS0002
EYL0001VxxxxL01J03		EWS0003	EYL0001YxxxxA00A00	EWS0002
EYL0001VxxxxL03J03		EWS1003	EYL0001YxxxxA00A00	EWS0002
EYL0001VxxxxA00J01		–	EYL0001YxxxxA00A00	EWS0002
EYL0001VxxxxA00J03		–	EYL0001YxxxxA00A00	EWS0002
EYL0001AxxxxL02A00		EWS0021	EYL0001YxxxxA00A00	–
EYL0001AxxxxL04A00		EWS1021	EYL0001YxxxxA00A00	–
EYL0001VxxxxL02J02		EWS0021	EYL0001YxxxxA00A00	EWS0022
EYL0001VxxxxL02J04		EWS0021	EYL0001YxxxxA00A00	EWS1022
EYL0001VxxxxL04J04		EWS1021	EYL0001YxxxxA00A00	EWS1022
EYL0001VxxxxA00J02		–	EYL0001YxxxxA00A00	EWS0022
EYL0001VxxxxA00J04		–	EYL0001YxxxxA00A00	EWS1022
EYL0001AxxxxL05A00		EWS0021	EYL0001YxxxxA00A00	–
EYL0001AxxxxL06A00		EWS1021	EYL0001YxxxxA00A00	–
EYL0001VxxxxL05J05		EWS0021	EYL0001YxxxxA00A00	EWS1022
EYL0001VxxxxL06J05		EWS1021	EYL0001YxxxxA00A00	EWS1022
EYL0001VxxxxA00J05		–	EYL0001YxxxxA00A00	EWS1022
EYL0001YxxxxA00A00		–	EYL0001YxxxxA00A00	–
EYL0002...				
EYL0002AxxxxL01A00		EWS0003	EYL0002YxxxxA00A00	–
EYL0002AxxxxL03A00		EWS1003	EYL0002YxxxxA00A00	–
EYL0002VxxxxL01J01		EWS0003	EYL0002YxxxxA00A00	EWS0002
EYL0002VxxxxL01J03		EWS0003	EYL0002YxxxxA00A00	EWS0002
EYL0002VxxxxL03J03		EWS1003	EYL0002YxxxxA00A00	EWS0002
EYL0002VxxxxA00J01		–	EYL0002YxxxxA00A00	EWS0002
EYL0002VxxxxA00J03		–	EYL0002YxxxxA00A00	EWS0002
EYL0002AxxxxL02A00		EWS0021	EYL0002YxxxxA00A00	–
EYL0002AxxxxL04A00		EWS1021	EYL0002YxxxxA00A00	–
EYL0002VxxxxL02J02		EWS0021	EYL0002YxxxxA00A00	EWS0022
EYL0002VxxxxL02J04		EWS0021	EYL0002YxxxxA00A00	EWS1022
EYL0002VxxxxL04J04		EWS1021	EYL0002YxxxxA00A00	EWS1022
EYL0002VxxxxA00J02		–	EYL0002YxxxxA00A00	EWS0022
EYL0002VxxxxA00J04		–	EYL0002YxxxxA00A00	EWS1022
EYL0002AxxxxL05A00		EWS0021	EYL0002YxxxxA00A00	–

System cable			
EYL0002AxxxxL06A00 	EWS1021	EYL0002YxxxxA00A00	–
EYL0002VxxxxL05J05 	EWS0021	EYL0002YxxxxA00A00	EWS1022
EYL0002VxxxxL06J05 	EWS1021	EYL0002YxxxxA00A00	EWS1022
EYL0002VxxxxA00J05 	–	EYL0002YxxxxA00A00	EWS1022
EYL0002YxxxxA00A00 	–	EYL0002YxxxxA00A00	–







































5 Spare parts for system cables






































Resolver cables







5.3 Resolver cables

System cable			
	Connector	System cable	Connector
EYF0017...			
EYF0017AxxxxF01S01 	EWS0006	EYF0017YxxxxA00A00	EWZ0040
EYF0017AxxxxF01S02 	EWS0006	EYF0017YxxxxA00A00	EWZ0047
EYF0017AxxxxF05S01 	EWS1006	EYF0017YxxxxA00A00	EWZ0040
EYF0017AxxxxF05S02 	EWS1006	EYF0017YxxxxA00A00	EWZ0047
EYF0017AxxxxA00S01 	–	EYF0017YxxxxA00A00	EWZ0040
EYF0017AxxxxA00S02 	–	EYF0017YxxxxA00A00	EWZ0047
EYF0017AxxxxF01A00 	EWS0006	EYF0017YxxxxA00A00	–
EYF0017AxxxxF05A00 	EWS1006	EYF0017YxxxxA00A00	–
EYF0017VxxxxF01G01 	EWS0006	EYF0017YxxxxA00A00	EWS0007
EYF0017VxxxxF01G06 	EWS0006	EYF0017YxxxxA00A00	EWS1007
EYF0017VxxxxF05G06 	EWS1006	EYF0017YxxxxA00A00	EWS1007
EYF0017VxxxxA00G01 	–	EYF0017YxxxxA00A00	EWS0007
EYF0017VxxxxA00G06 	–	EYF0017YxxxxA00A00	EWS1007
EYF0017YxxxxA00A00 	–	EYF0017YxxxxA00A00	–
EYF0020...			
EYF0020AxxxxF01S01 	EWS0006	EYF0020YxxxxA00A00	EWZ0040
EYF0020AxxxxF01S02 	EWS0006	EYF0020YxxxxA00A00	EWZ0047
EYF0020AxxxxF05S01 	EWS1006	EYF0020YxxxxA00A00	EWZ0040
EYF0020AxxxxF05S02 	EWS1006	EYF0020YxxxxA00A00	EWZ0047
EYF0020AxxxxA00S01 	–	EYF0020YxxxxA00A00	EWZ0040
EYF0020AxxxxA00S02 	–	EYF0020YxxxxA00A00	EWZ0047
EYF0020AxxxxF01A00 	EWS0006	EYF0020YxxxxA00A00	–
EYF0020AxxxxF05A00 	EWS1006	EYF0020YxxxxA00A00	–
EYF0020VxxxxF01G01 	EWS0006	EYF0020YxxxxA00A00	EWS0007
EYF0020VxxxxF01G06 	EWS0006	EYF0020YxxxxA00A00	EWS1007
EYF0020VxxxxF05G06 	EWS1006	EYF0020YxxxxA00A00	EWS1007
EYF0020VxxxxA00G01 	–	EYF0020YxxxxA00A00	EWS0007
EYF0020VxxxxA00G06 	–	EYF0020YxxxxA00A00	EWS1007
EYF0020YxxxxA00A00 	–	EYF0020YxxxxA00A00	–
















5.4 Encoder cables

System cable						
	Connector		System cable		Connector	
EYF0018...						
EYF0018AxxxxF02W02		EWS0010	EYF0018YxxxxA00A00		EWZ0049	
EYF0018AxxxxF02S03		EWS0010	EYF0018YxxxxA00A00		EWZ0048	
EYF0018AxxxxF06W02		EWS1010	EYF0018YxxxxA00A00		EWZ0049	
EYF0018AxxxxF06S03		EWS1010	EYF0018YxxxxA00A00		EWZ0048	
EYF0018AxxxxA00W02		–	EYF0018YxxxxA00A00		EWZ0049	
EYF0018AxxxxA00S03		–	EYF0018YxxxxA00A00		EWZ0048	
EYF0018AxxxxF02A00		EWS0010	EYF0018YxxxxA00A00		–	
EYF0018AxxxxF06A00		EWS1010	EYF0018YxxxxA00A00		–	
EYF0018VxxxxF02G02		EWS0010	EYF0018YxxxxA00A00		EWS0011	
EYF0018VxxxxF02G07		EWS0010	EYF0018YxxxxA00A00		EWS1011	
EYF0018VxxxxF06G07		EWS1010	EYF0018YxxxxA00A00		EWS1011	
EYF0018VxxxxA00G02		–	EYF0018YxxxxA00A00		EWS0011	
EYF0018VxxxxA00G07		–	EYF0018YxxxxA00A00		EWS1011	
EYF0018YxxxxA00A00		–	EYF0018YxxxxA00A00		–	
EYF0019...						
EYF0019AxxxxF02W04		EWS0010	EYF0019YxxxxA00A00		EWZ0070	
EYF0019AxxxxF02S03		EWS0010	EYF0019YxxxxA00A00		EWZ0048	
EYF0019AxxxxF06W04		EWS1010	EYF0019YxxxxA00A00		EWZ0070	
EYF0019AxxxxF06S03		EWS1010	EYF0019YxxxxA00A00		EWZ0048	
EYF0019AxxxxA00W04		–	EYF0019YxxxxA00A00		EWZ0070	
EYF0019AxxxxA00S03		–	EYF0019YxxxxA00A00		EWZ0048	
EYF0019AxxxxF02A00		EWS0010	EYF0019YxxxxA00A00		–	
EYF0019AxxxxF06A00		EWS1010	EYF0019YxxxxA00A00		–	
EYF0019VxxxxF02G02		EWS0010	EYF0019YxxxxA00A00		EWS0011	
EYF0019VxxxxF02G07		EWS0010	EYF0019YxxxxA00A00		EWS1011	
EYF0019VxxxxF06G07		EWS1010	EYF0019YxxxxA00A00		EWS1011	
EYF0019VxxxxA00G02		–	EYF0019YxxxxA00A00		EWS0011	
EYF0019VxxxxA00G07		–	EYF0019YxxxxA00A00		EWS1011	
EYF0019YxxxxA00A00		–	EYF0019YxxxxA00A00		–	
EYF0021...						
EYF0021AxxxxF03S03		EWS0017	EYF0021YxxxxA00A00		EWZ0048	
EYF0021AxxxxF07S03		EWS1017	EYF0021YxxxxA00A00		EWZ0048	
EYF0021AxxxxA00S03		–	EYF0021YxxxxA00A00		EWZ0048	
EYF0021AxxxxF03A00		EWS0017	EYF0021YxxxxA00A00		–	
EYF0021AxxxxF07A00		EWS1017	EYF0021YxxxxA00A00		–	
EYF0021VxxxxF03G03		EWS0017	EYF0021YxxxxA00A00		EWS0018	
EYF0021VxxxxF03G08		EWS0017	EYF0021YxxxxA00A00		EWS1018	

System cable		Connector		System cable	Connector
EYF0021VxxxxF07G08		EWS1017		EYF0021YxxxxA00A00	EWS1018
EYF0021VxxxxA00G03		–		EYF0021YxxxxA00A00	EW50018
EYF0021VxxxxA00G08		–		EYF0021YxxxxA00A00	EWS1018
EYF0021YxxxxA00A00		–		EYF0021YxxxxA00A00	–
EYF0023...					
EYF0023AxxxxF04S06		EWS0023		EYF0023YxxxxA00A00	EWZ0063
EYF0023AxxxxF08S06		EWS1023		EYF0023YxxxxA00A00	EWZ0063
EYF0023AxxxxA00S06		–		EYF0023YxxxxA00A00	EWZ0063
EYF0023AxxxxF04A00		EWS0023		EYF0023YxxxxA00A00	–
EYF0023AxxxxF08A00		EWS1023		EYF0023YxxxxA00A00	–
EYF0023VxxxxF04G04		EWS0023		EYF0023YxxxxA00A00	EW50024
EYF0023VxxxxF04G09		EWS0023		EYF0023YxxxxA00A00	EWS1024
EYF0023VxxxxF08G09		EWS1023		EYF0023YxxxxA00A00	EWS1024
EYF0023VxxxxA00G04		–		EYF0023YxxxxA00A00	EW50024
EYF0023VxxxxA00G09		–		EYF0023YxxxxA00A00	EWS1024
EYF0023YxxxxA00A00		–		EYF0023YxxxxA00A00	–
EYF0024...					
EYF0024AxxxxF03A00		EWS0017		EYF0024YxxxxA00A00	–
EYF0024AxxxxF04A00		EWS0023		EYF0024YxxxxA00A00	–
EYF0024AxxxxF07A00		EWS1017		EYF0024YxxxxA00A00	–
EYF0024AxxxxF08A00		EWS1023		EYF0024YxxxxA00A00	–
EYF0024VxxxxA00G03		–		EYF0024YxxxxA00A00	EW50018
EYF0024VxxxxA00G08		–		EYF0024YxxxxA00A00	EWS1018
EYF0024VxxxxA00G04		–		EYF0024YxxxxA00A00	EW50024
EYF0024VxxxxA00G09		–		EYF0024YxxxxA00A00	EWS1024
EYF0024VxxxxF03G03		EWS0017		EYF0024YxxxxA00A00	EW50018
EYF0024VxxxxF03G08		EWS0017		EYF0024YxxxxA00A00	EWS1018
EYF0024VxxxxF04G04		EWS0023		EYF0024YxxxxA00A00	EW50024
EYF0024VxxxxF04G09		EWS0023		EYF0024YxxxxA00A00	EWS1024
EYF0024VxxxxF07G08		EWS1017		EYF0024YxxxxA00A00	EWS1018
EYF0024VxxxxF08G09		EWS1023		EYF0024YxxxxA00A00	EWS1024
EYF0024YxxxxA00A00		–		EYF0024YxxxxA00A00	–
EYF0048...					
EYF0048AxxxxD01A00		–		–	–
EYF0048AxxxxD01B02		–		–	–
EYF0048AxxxxA00B02		–		–	–
EYF0048AxxxxF02B02		EWS0010		EYF0048YxxxxA00A00	–
EYF0048AxxxxF06B02		EWS1010		EYF0048YxxxxA00A00	–

System cable			
	Connector	System cable	Connector
EYF0048VxxxxD01G07 	–	EYF0048YxxxxA00A00	EWS1011
EYF0048VxxxxA00G07 	–	EYF0048YxxxxA00A00	EWS1011
EYF0048YxxxxA00A00 	–	EYF0048YxxxxA00A00	–

5.5 Digital frequency cables

System cable			
	Connector	System cable	Connector
EYD0017...			
EYD0017AxxxxW01S01 	EWZ0027	EYF0017YxxxxA00A00	EWZ0040
EYD0017AxxxxW01S02 	EWZ0027	EYF0017YxxxxA00A00	EWZ0047
EYD0017AxxxxW01S07 	EWZ0027	EYF0017YxxxxA00A00	EWZ0048
EYD0017AxxxxW01W01 	EWZ0027	EYF0017YxxxxA00A00	EWZ0027
EYD0017AxxxxW03S01 	EWZ0050	EYF0017YxxxxA00A00	EWZ0040
EYD0017AxxxxW03S02 	EWZ0050	EYF0017YxxxxA00A00	EWZ0047
EYD0017AxxxxW03S07 	EWZ0050	EYF0017YxxxxA00A00	EWZ0048
EYD0017AxxxxW03W01 	EWZ0050	EYF0017YxxxxA00A00	EWZ0027
EYD0017AxxxxS08S01 	EWZ0048	EYF0017YxxxxA00A00	EWZ0040
EYD0017AxxxxS08S02 	EWZ0048	EYF0017YxxxxA00A00	EWZ0047
EYD0017AxxxxS08W01 	EWZ0048	EYF0017YxxxxA00A00	EWZ0027
EYD0021...			
EYD0021AxxxxS10S09 	EWZ0048	EYF0021YxxxxA00A00	EWZ0048

5.6 Plug-in connector properties



Note!

- ▶ You must specify the EWZ... order number when ordering spare contacts.
 - One packaging unit contains 10 pieces.
- ▶ The tool required to crimp the spare contacts is specified in the mounting instructions for the EWS... connector.

5.6.1

Cable end on the motor side

Characteristic		Number of poles	Rated voltage	Core cross-section	Spare contact	Required contacts
Power						
EWS0001	M01	6	AC/DC 630 V	0.5 ... 2.5 mm ²	EWZ0054	6
EWS0012	M02	8	AC/DC 630 V	0.5 ... 1.0 mm ²	EWZ0054	2
				2.5 ... 4.0 mm ²	EWZ0055	4
EWS0013	M03	8	AC/DC 630 V	0.5 ... 1.0 mm ²	EWZ0054	2
				6.0 ... 16.0 mm ²	EWZ0056	4
EWS1001	M04	6	AC/DC 630 V	0.5 ... 2.5 mm ²	EWZ0054	6
EWS1012	M05	8	AC/DC 630 V	0.5 ... 1.0 mm ²	EWZ0054	2
				2.5 ... 4.0 mm ²	EWZ0055	4
EWS1013	M06	8	AC/DC 630 V	0.5 ... 1.0 mm ²	EWZ0054	2
				6.0 ... 16.0 mm ²	EWZ0056	4
EWS0008	M07	8	AC/DC 630 V	0.5 ... 1.0 mm ²	EWZ0053	4
				0.5 ... 2.5 mm ²	EWZ0054	4
EWS1008	M08	8	AC/DC 630 V	0.5 ... 1.0 mm ²	EWZ0053	4
				0.5 ... 2.5 mm ²	EWZ0054	4
EWS0077	H07	12	AC 500 V	1.5 mm ²	–	–
	H08			2.5 mm ²		
EWS0078	H09	9	AC 500 V	2.5 mm ²	–	–
EWS0079	H10	10	AC 500 V	1.5 mm ²	–	–
	H11			2.5 mm ²		
	H12			1.5 mm ²		
	H13			2.5 mm ²		
–	H14	9	AC 500 V	4.0 mm ²	–	–
–	H15	9	AC 500 V	10.0 mm ²	–	–
Blower						
EWS0003	L01	8	AC/DC 630 V	1.0 ... 2.5 mm ²	EWZ0053	4
				1.0 ... 2.5 mm ²	EWZ0054	1
EWS0021	L02, L05	7	AC/DC 630 V	1.0 ... 1.5 mm ²	EWZ0053	5
EWS1003	L03	8	AC/DC 630 V	1.0 ... 2.5 mm ²	EWZ0053	4
				1.0 ... 2.5 mm ²	EWZ0054	1
EWS1021	L04, L06	7	AC/DC 630 V	1.0 ... 1.5 mm ²	EWZ0053	5
Feedback						
EWS0006	F01	12	AC/DC 125 V	0.14 ... 1.0 mm ²	EWZ0053	9
EWS0010	F02	12	AC/DC 125 V	0.14 ... 1.0 mm ²	EWZ0053	10
EWS0017	F03	17	AC/DC 125 V	0.14 ... 0.5 mm ²	EWZ0053	14
EWS0023	F04	17	AC/DC 125 V	0.14 ... 0.5 mm ²	EWZ0053	16
EWS1006	F05	12	AC/DC 125 V	0.14 ... 1.0 mm ²	EWZ0053	9
EWS1010	F06	12	AC/DC 125 V	0.14 ... 1.0 mm ²	EWZ0053	10
EWS1017	F07	17	AC/DC 125 V	0.14 ... 0.5 mm ²	EWZ0053	14
EWS1023	F08	17	AC/DC 125 V	0.14 ... 0.5 mm ²	EWZ0053	16

5.6.2 Cable end on the controller side

Characteristic		Number of poles	Rated voltage	Core cross-section	Spare contact	Required contacts
Power						
EWS0016	P04	6	AC/DC 630 V	1.0 ... 2.5 mm ²	EWZ0059	6
EWS0014	P05	8	AC/DC 630 V	0.5 ... 1.0 mm ²	EWZ0060	2
				2.5 ... 4.0 mm ²	EWZ0061	4
EWS0015	P06	8	AC/DC 630 V	0.5 ... 1.0 mm ²	EWZ0060	2
				6.0 ... 16.0 mm ²	EWZ0062	4
EWS0080	P07	8	AC/DC 630 V	0.5 ... 1.0 mm ²	EWZ0057	4
				0.5 ... 2.5 mm ²	EWZ0059	4
EWS0081	Q08	9	AC 500 V	1.5 mm ²	-	-
	Q09			2.5 mm ²		
EWS0083	Q10	8	AC 500 V	1.5 mm ²	-	-
	Q11			2.5 mm ²		
Blower						
EWS0002	J03	8	AC/DC 630 V	1.0 ... 2.5 mm ²	EWZ0057	4
				1.0 ... 2.5 mm ²	EWZ0059	1
EWS1022	J04, J05	7	AC/DC 630 V	1.0 ... 1.5 mm ²	EWZ0058	7
Feedback						
EWS1007	G06	12	AC/DC 125 V	0.14 ... 1.0 mm ²	EWZ0058	9
EWS1011	G07	12	AC/DC 125 V	0.14 ... 1.0 mm ²	EWZ0058	10
EWS1018	G08	17	AC/DC 125 V	0.14 ... 0.5 mm ²	EWZ0058	14
EWS1024	G09	17	AC/DC 125 V	0.14 ... 0.5 mm ²	EWZ0058	16
EWZ0040	S01	9	AC/DC 50 V	0.14 mm ²	-	-
EWZ0047	S02	9	AC/DC 50 V	0.14 mm ²	-	-
EWZ0048	S03	15	AC/DC 50 V	0.14 ... 0.5 mm ²	-	-
EWZ0063	S06	15	AC/DC 50 V	0.14 ... 0.5 mm ²	-	-
EWZ0049	W02	9	AC/DC 50 V	0.14 mm ²	-	-
EWZ0070 ¹⁾	W04	9	AC/DC 50 V	0.14 mm ²	-	-

- 1) When Sub-D plug EWZ0070 is used, an additional free space of 50 mm must be considered due to the depth of the plug. If the required free space is not available, a connection cable for fixed installation and plug EWZ0049 can be used in combination with an extension cable suitable for trailing to solve the application.

**Note!**

The number of poles refers to the visible poles and not to the number of physically present contacts or number of cores suitable for connection.

5.6.3**Cable end of digital frequency cable**

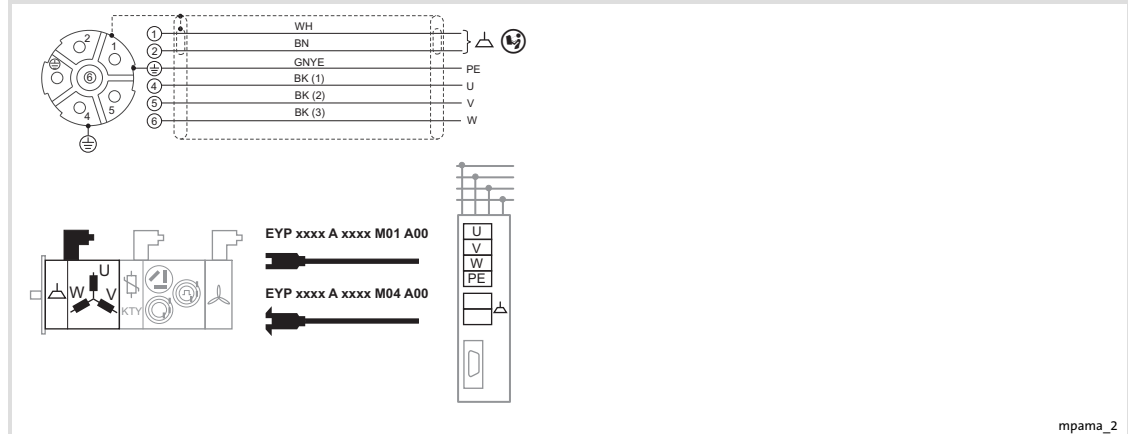
Characteristic		Number of poles	Rated voltage	Core cross-section	Spare contact	Required contacts
EWZ0027	W01	9	AC/DC 50 V	0.14 mm ²	–	–
EWZ0040	S01	9	AC/DC 50 V	0.14 mm ²	–	–
EWZ0047	S02	9	AC/DC 50 V	0.14 mm ²	–	–
EWZ0048	S07, S08, S09, S10	15	AC/DC 50 V	0.14 ... 0.5 mm ²	–	–
EWZ0050	W03	9	AC/DC 50 V	0.14 mm ²	–	–

6 System cable wiring

6.1 Motor cables

6.1.1 EYP0003A..., EYP0004A..., EYP0005A..., EYP0010A..., EYP0011A..., EYP0012A...

EYP	xxxx	A	xxxx	M01 M04	A00 A00	
			xxxx	× 0.1 m		
0003				4 × 1.0 mm ² + 2 × 0.5 mm ² (4 × AWG 18 + 2 × AWG 20)	10.3 mm	
0004				4 × 1.5 mm ² + 2 × 0.5 mm ² (4 × AWG 16 + 2 × AWG 20)	11.6 mm	
0005				4 × 2.5 mm ² + 2 × 0.5 mm ² (4 × AWG 14 + 2 × AWG 20)	13.2 mm	
0010				4 × 1.0 mm ² + 2 × 0.5 mm ² (4 × AWG 18 + 2 × AWG 20)	11.2 mm	
0011				4 × 1.5 mm ² + 2 × 0.5 mm ² (4 × AWG 16 + 2 × AWG 20)	11.3 mm	
0012				4 × 2.5 mm ² + 2 × 0.5 mm ² (4 × AWG 14 + 2 × AWG 20)	14.2 mm	



mpama_2

6

System cable wiring

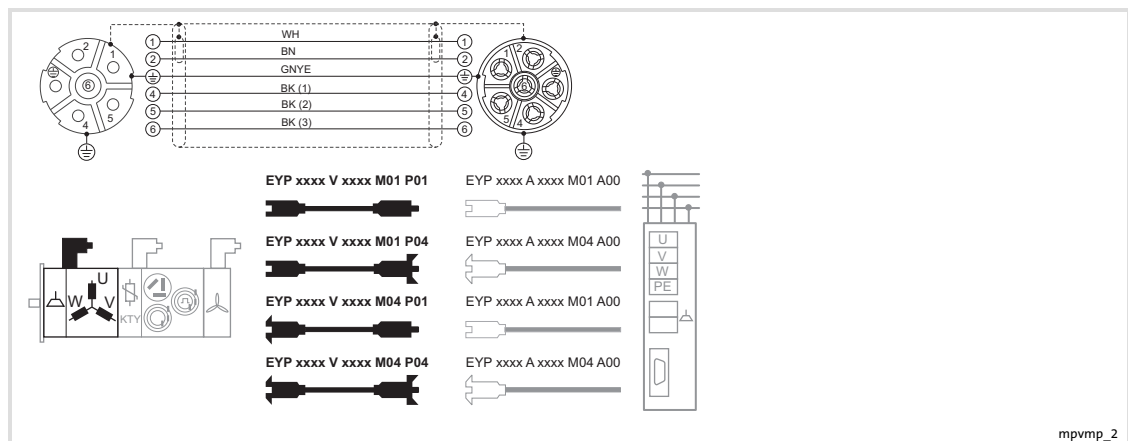
Motor cables

EYP0003V..., EYP0004V..., EYP0005V..., EYP0010V..., EYP0011V..., EYP0012V...

6.1.2

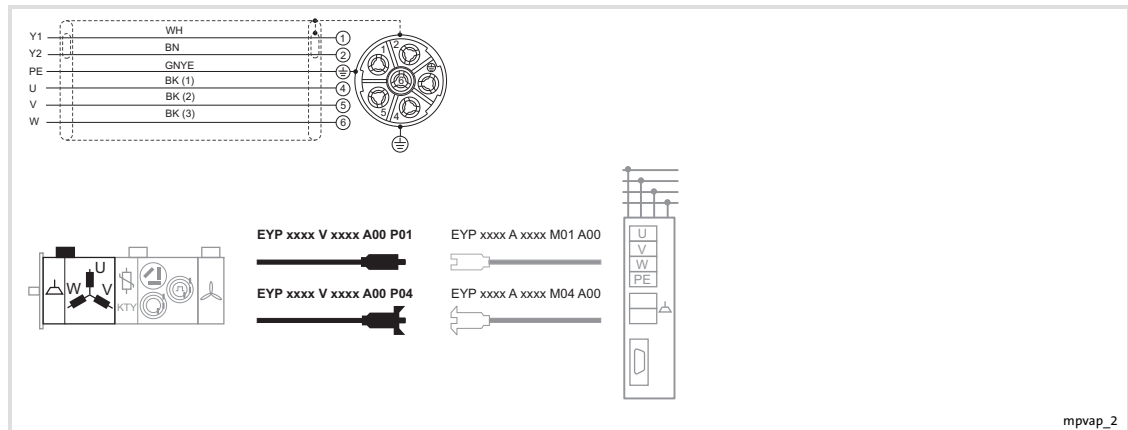
EYP0003V..., EYP0004V..., EYP0005V..., EYP0010V..., EYP0011V..., EYP0012V...

EYP	xxxx	V	xxxx	M01 M01 M04 M04	P01 P04 P01 P04	
				xxxx	× 0.1 m	
0003	4 × 1.0 mm ² + 2 × 0.5 mm ² (4 × AWG 18 + 2 × AWG 20)			10.3 mm		
0004	4 × 1.5 mm ² + 2 × 0.5 mm ² (4 × AWG 16 + 2 × AWG 20)			11.6 mm		
0005	4 × 2.5 mm ² + 2 × 0.5 mm ² (4 × AWG 14 + 2 × AWG 20)			13.2 mm		
0010	4 × 1.0 mm ² + 2 × 0.5 mm ² (4 × AWG 18 + 2 × AWG 20)			11.2 mm		
0011	4 × 1.5 mm ² + 2 × 0.5 mm ² (4 × AWG 16 + 2 × AWG 20)			11.3 mm		
0012	4 × 2.5 mm ² + 2 × 0.5 mm ² (4 × AWG 14 + 2 × AWG 20)			14.2 mm		



EYP0003V..., EYP0004V..., EYP0005V..., EYP0010V..., EYP0011V..., EYP0012V...

EYP	xxxx	V	xxxx	A00 A00	P01 P04	
			xxxx	× 0.1 m		
0003				4 × 1.0 mm ² + 2 × 0.5 mm ² (4 × AWG 18 + 2 × AWG 20)	10.3 mm	
0004				4 × 1.5 mm ² + 2 × 0.5 mm ² (4 × AWG 16 + 2 × AWG 20)	11.6 mm	
0005				4 × 2.5 mm ² + 2 × 0.5 mm ² (4 × AWG 14 + 2 × AWG 20)	13.2 mm	
0010				4 × 1.0 mm ² + 2 × 0.5 mm ² (4 × AWG 18 + 2 × AWG 20)	11.2 mm	
0011				4 × 1.5 mm ² + 2 × 0.5 mm ² (4 × AWG 16 + 2 × AWG 20)	11.3 mm	
0012				4 × 2.5 mm ² + 2 × 0.5 mm ² (4 × AWG 14 + 2 × AWG 20)	14.2 mm	



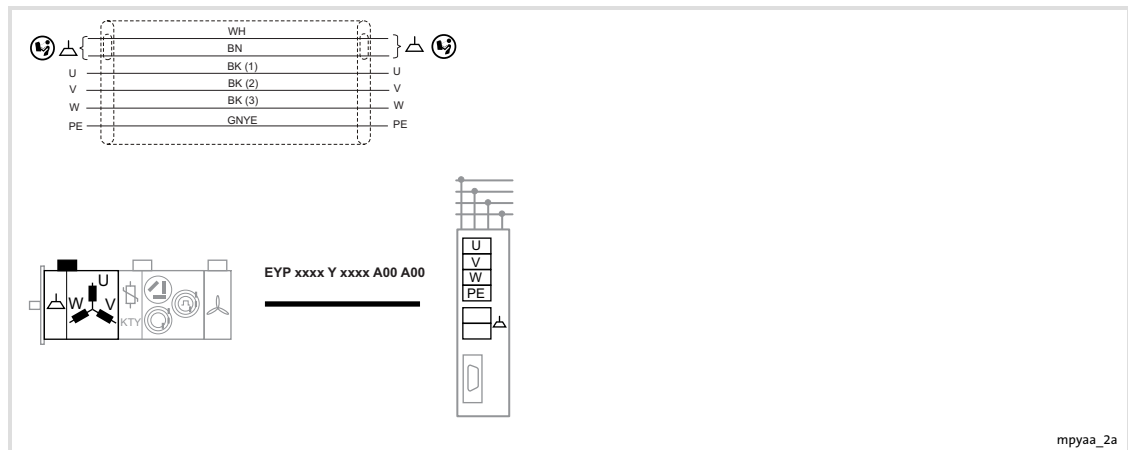
6 System cable wiring

Motor cables

EYP0003Y..., EYP0004Y..., EYP0005Y..., EYP0010Y..., EYP0011Y..., EYP0012Y...

6.1.3 EYP0003Y..., EYP0004Y..., EYP0005Y..., EYP0010Y..., EYP0011Y..., EYP0012Y...

EYP	xxxx	Y	xxxx	A00	A00		
				xxxx	× 0.1 m		
0003	4 × 1.0 mm ² + 2 × 0.5 mm ² (4 × AWG 18 + 2 × AWG 20)			10.3 mm			
0004	4 × 1.5 mm ² + 2 × 0.5 mm ² (4 × AWG 16 + 2 × AWG 20)			11.6 mm			—
0005	4 × 2.5 mm ² + 2 × 0.5 mm ² (4 × AWG 14 + 2 × AWG 20)			13.2 mm			
0010	4 × 1.0 mm ² + 2 × 0.5 mm ² (4 × AWG 18 + 2 × AWG 20)			11.2 mm			
0011	4 × 1.5 mm ² + 2 × 0.5 mm ² (4 × AWG 16 + 2 × AWG 20)			11.3 mm			
0012	4 × 2.5 mm ² + 2 × 0.5 mm ² (4 × AWG 14 + 2 × AWG 20)			14.2 mm			

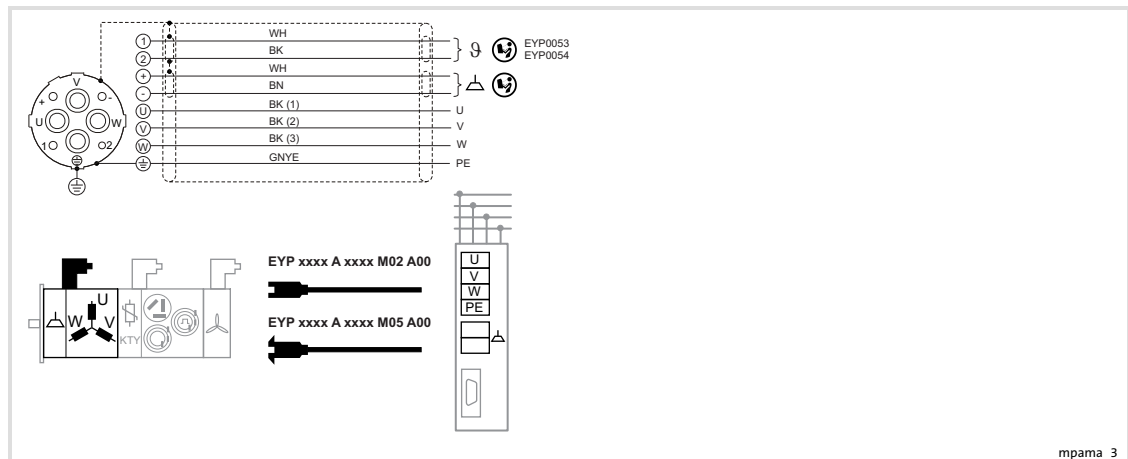


mpyaa_2a

6.1.4

EYP0005A..., EYP0006A..., EYP0012A..., EYP0053A...

EYP	xxxx	A	xxxx	M02 M05	A00 A00	
			xxxx	× 0.1 m		
0005	4 × 2.5 mm ² + 2 × 0.5 mm ² (4 × AWG 14 + 2 × AWG 20)				13.2 mm	
0006	4 × 4.0 mm ² + 2 × 1.0 mm ² (4 × AWG 12 + 2 × AWG 18)				14.5 mm	
0012	4 × 2.5 mm ² + 2 × 0.5 mm ² (4 × AWG 14 + 2 × AWG 20)				14.2 mm	
0053	4 × 4.0 mm ² + 2 × 0.5 mm ² + 2 × 0.24 mm ² (4 × AWG 12 + 2 × AWG 20 + 2 × AWG 24)				15.8 mm	



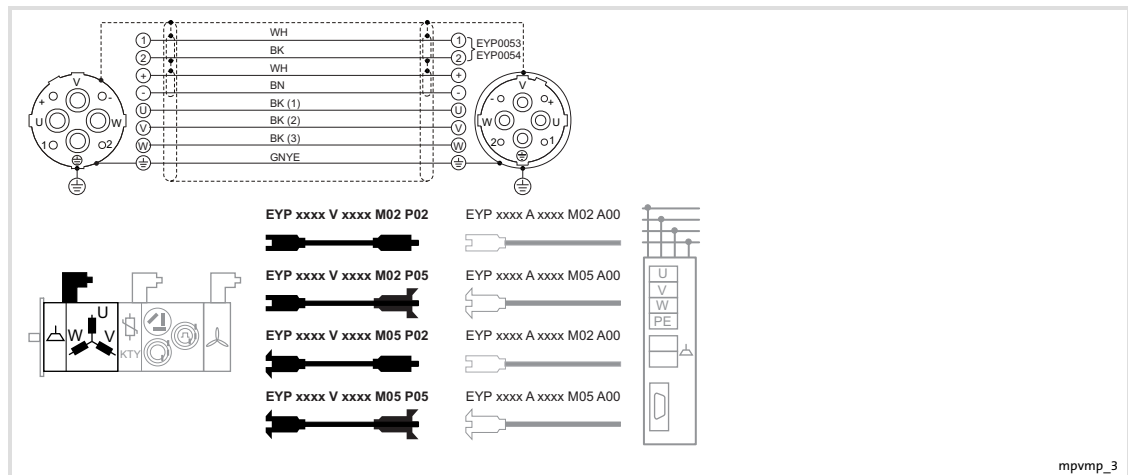
6 System cable wiring

Motor cables

EYP0005V..., EYP0006V..., EYP0012V..., EYP0053V...

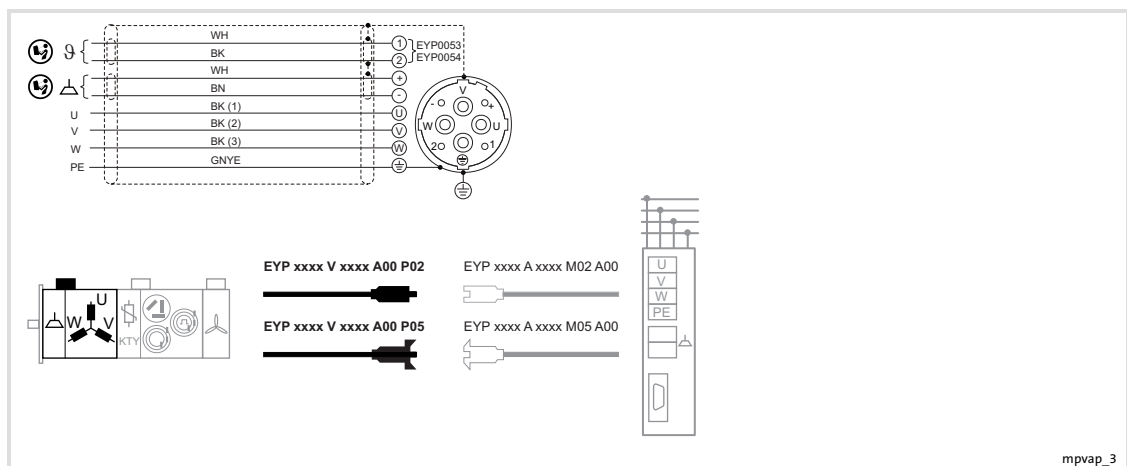
6.1.5 EYP0005V..., EYP0006V..., EYP0012V..., EYP0053V...

EYP	xxxx	V	xxxx	M02 M02 M05 M05	P02 P05 P02 P05	
				xxxx × 0.1 m		
0005	4 × 2.5 mm ² + 2 × 0.5 mm ² (4 × AWG 14 + 2 × AWG 20)			13.2 mm		
0006	4 × 4.0 mm ² + 2 × 1.0 mm ² (4 × AWG 12 + 2 × AWG 18)			14.5 mm		
0012	4 × 2.5 mm ² + 2 × 0.5 mm ² (4 × AWG 14 + 2 × AWG 20)			14.2 mm		
0053	4 × 4.0 mm ² + 2 × 0.5 mm ² + 2 × 0.24 mm ² (4 × AWG 12 + 2 × AWG 20 + 2 × AWG 24)			15.8 mm		



mpvmp_3

EYP	xxxx	V	xxxx	A00 A00	P02 P05	
				xxxx × 0.1 m		
0005				4 × 2.5 mm ² + 2 × 0.5 mm ² (4 × AWG 14 + 2 × AWG 20)	13.2 mm	
0006				4 × 4.0 mm ² + 2 × 1.0 mm ² (4 × AWG 12 + 2 × AWG 18)	14.5 mm	
0012				4 × 2.5 mm ² + 2 × 0.5 mm ² (4 × AWG 14 + 2 × AWG 20)	14.2 mm	
0053				4 × 4.0 mm ² + 2 × 0.5 mm ² + 2 × 0.24 mm ² (4 × AWG 12 + 2 × AWG 20 + 2 × AWG 24)	15.8 mm	



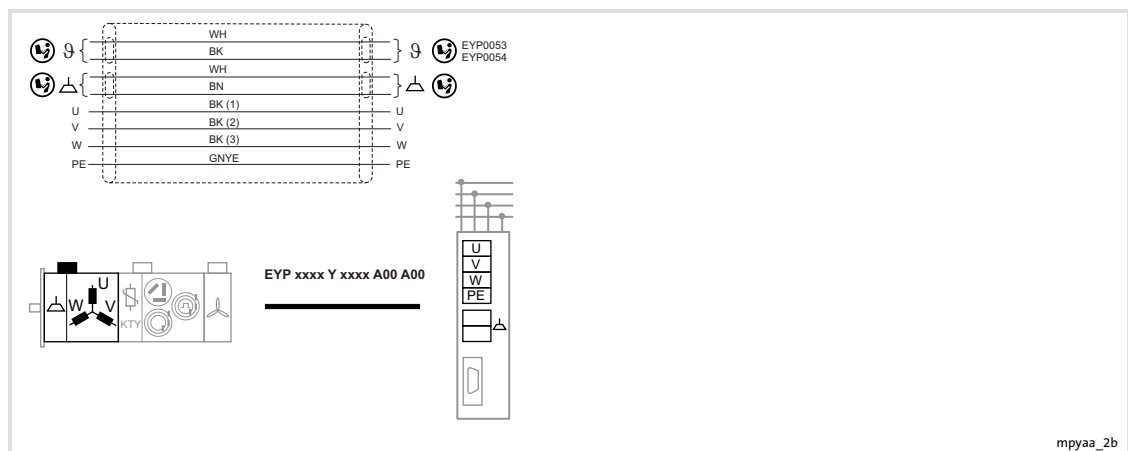
6 System cable wiring

Motor cables

EYP0005Y..., EYP0006Y..., EYP0012Y..., EYP0053Y...

6.1.6 EYP0005Y..., EYP0006Y..., EYP0012Y..., EYP0053Y...

EYP	xxxx	Y	xxxx	A00	A00	
	xxxx × 0.1 m					
0005	4 × 2.5 mm ² + 2 × 0.5 mm ² (4 × AWG 14 + 2 × AWG 20)			13.2 mm		—
0006	4 × 4.0 mm ² + 2 × 1.0 mm ² (4 × AWG 12 + 2 × AWG 18)			14.5 mm		—
0053	4 × 4.0 mm ² + 2 × 0.5 mm ² + 2 × 0.24 mm ² (4 × AWG 12 + 2 × AWG 20 + 2 × AWG 24)			15.8 mm		



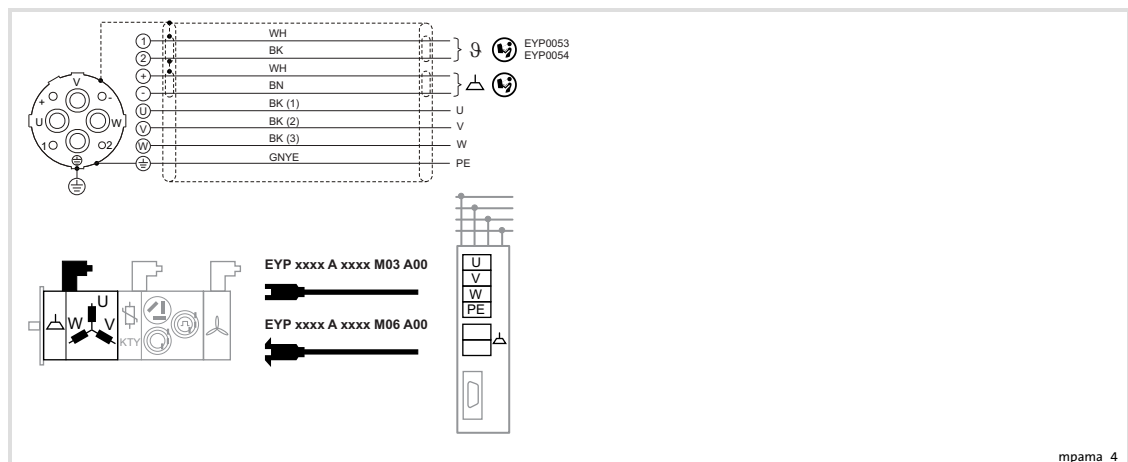
mpyaa_2b

EYP0007A..., EYP0008A..., EYP0009A..., EYP0015A..., EYP0016A..., EYP0054A...

6.1.7

EYP0007A..., EYP0008A..., EYP0009A..., EYP0015A..., EYP0016A..., EYP0054A...

EYP	xxxx	A	xxxx	M03 M06	A00 A00	
			xxxx	× 0.1 m		
0007				4 × 6.0 mm ² + 2 × 1.0 mm ² (4 × AWG 10 + 2 × AWG 18)	16.5 mm	
0008				4 × 10.0 mm ² + 2 × 1.0 mm ² (4 × AWG 8 + 2 × AWG 18)	19.6 mm	
0009				4 × 16.0 mm ² + 2 × 1.0 mm ² (4 × AWG 6 + 2 × AWG 18)	23.5 mm	
0054				4 × 6.0 mm ² + 2 × 0.5 mm ² + 2 × 0.24 mm ² (4 × AWG 10 + 2 × AWG 20 + AWG 24)	17.9 mm	
0015				4 × 10.0 mm ² + 2 × 1.0 mm ² (4 × AWG 8 + 2 × AWG 18)	20.5 mm	
0016				4 × 16.0 mm ² + 2 × 1.0 mm ² (4 × AWG 6 + 2 × AWG 18)	24.0 mm	



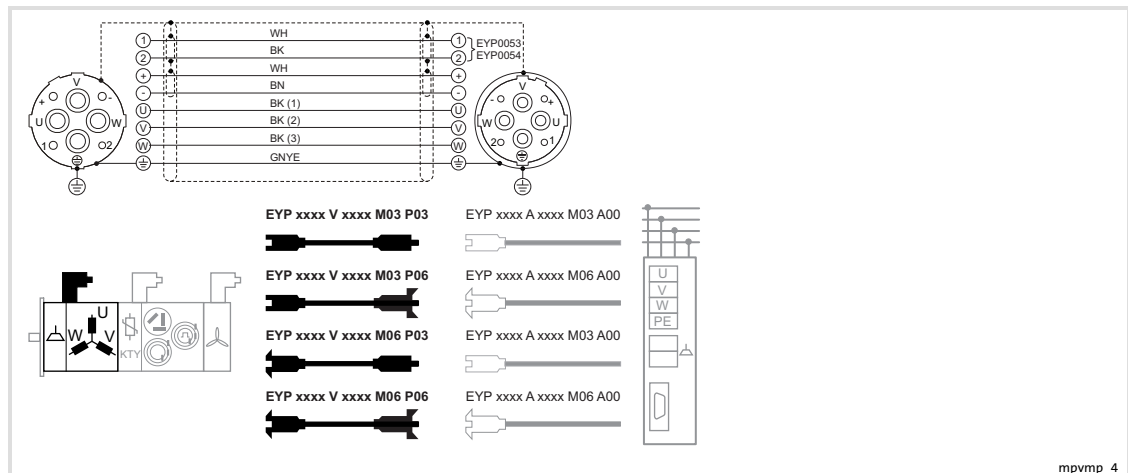
6 System cable wiring

Motor cables

EYP0007V..., EYP0008V..., EYP0009V..., EYP0015V..., EYP0016V..., EYP0054V...

6.1.8 EYP0007V..., EYP0008V..., EYP0009V..., EYP0015V..., EYP0016V..., EYP0054V...

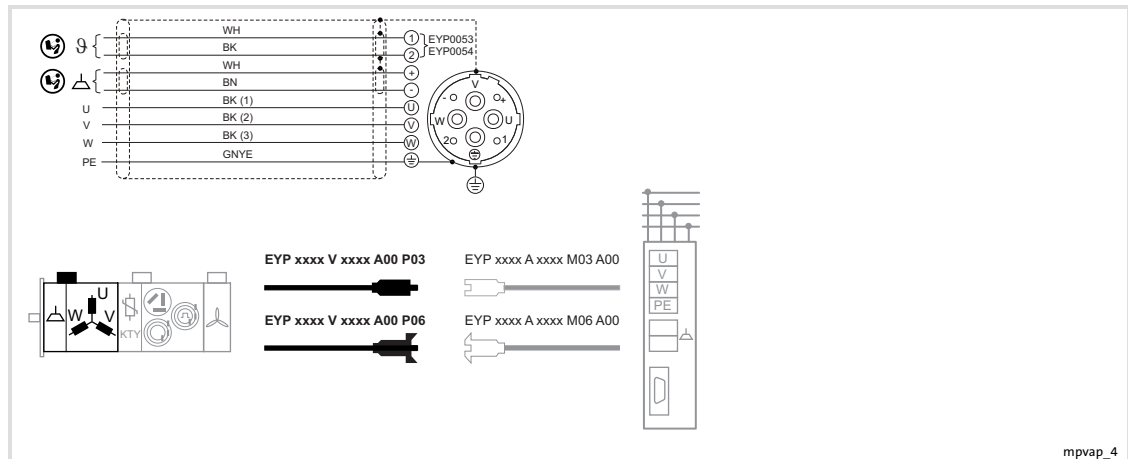
EYP	xxxx	V	xxxx	M03 M03 M06 M06	P03 P06 P03 P06	
				xxxx	× 0.1 m	
0007	4 × 6.0 mm ² + 2 × 1.0 mm ² (4 × AWG 10 + 2 × AWG 18)			16.5 mm		
0008	4 × 10.0 mm ² + 2 × 1.0 mm ² (4 × AWG 8 + 2 × AWG 18)			19.6 mm		
0009	4 × 16.0 mm ² + 2 × 1.0 mm ² (4 × AWG 6 + 2 × AWG 18)			23.5 mm		
0054	4 × 6.0 mm ² + 2 × 0.5 mm ² + 2 × 0.24 mm ² (4 × AWG 10 + 2 × AWG 20 + AWG 24)			17.9 mm		
0015	4 × 10.0 mm ² + 2 × 1.0 mm ² (4 × AWG 8 + 2 × AWG 18)			20.5 mm		
0016	4 × 16.0 mm ² + 2 × 1.0 mm ² (4 × AWG 6 + 2 × AWG 18)			24.0 mm		



mpvmp_4

EYP0007V..., EYP0008V..., EYP0009V..., EYP0015V..., EYP0016V..., EYP0054V...

EYP	xxxx	V	xxxx	A00 A00	P03 P06	
			xxxx	× 0.1 m		
0007				4 × 6.0 mm ² + 2 × 1.0 mm ² (4 × AWG 10 + 2 × AWG 18)	16.5 mm	
0008				4 × 10.0 mm ² + 2 × 1.0 mm ² (4 × AWG 8 + 2 × AWG 18)	19.6 mm	
0009				4 × 16.0 mm ² + 2 × 1.0 mm ² (4 × AWG 6 + 2 × AWG 18)	23.5 mm	
0054				4 × 6.0 mm ² + 2 × 0.5 mm ² + 2 × 0.24 mm ² (4 × AWG 10 + 2 × AWG 20 + AWG 24)	17.9 mm	
0015				4 × 10.0 mm ² + 2 × 1.0 mm ² (4 × AWG 8 + 2 × AWG 18)	20.5 mm	
0016				4 × 16.0 mm ² + 2 × 1.0 mm ² (4 × AWG 6 + 2 × AWG 18)	24.0 mm	



mpvap_4

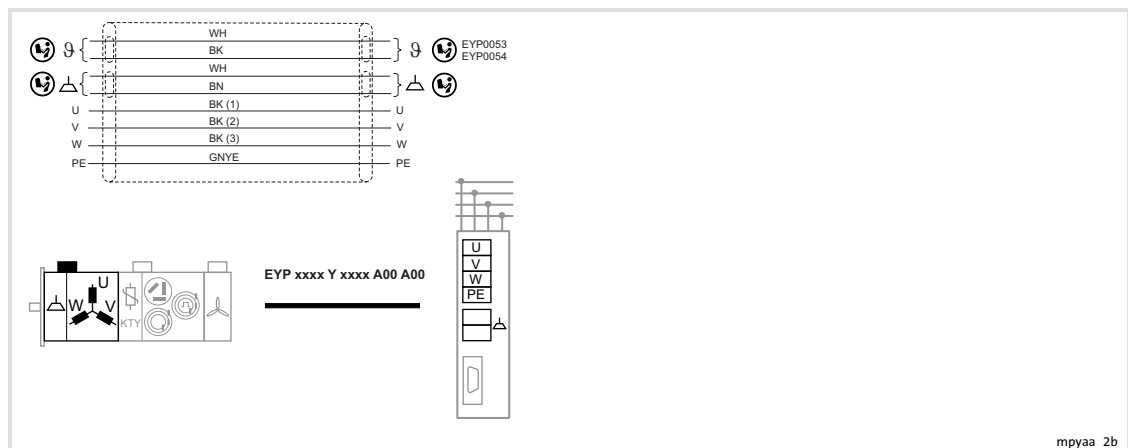
6 System cable wiring

Motor cables

EYP0007Y..., EYP0008Y..., EYP0009Y..., EYP0015Y..., EYP0016Y..., EYP0054Y...

6.1.9 EYP0007Y..., EYP0008Y..., EYP0009Y..., EYP0015Y..., EYP0016Y..., EYP0054Y...

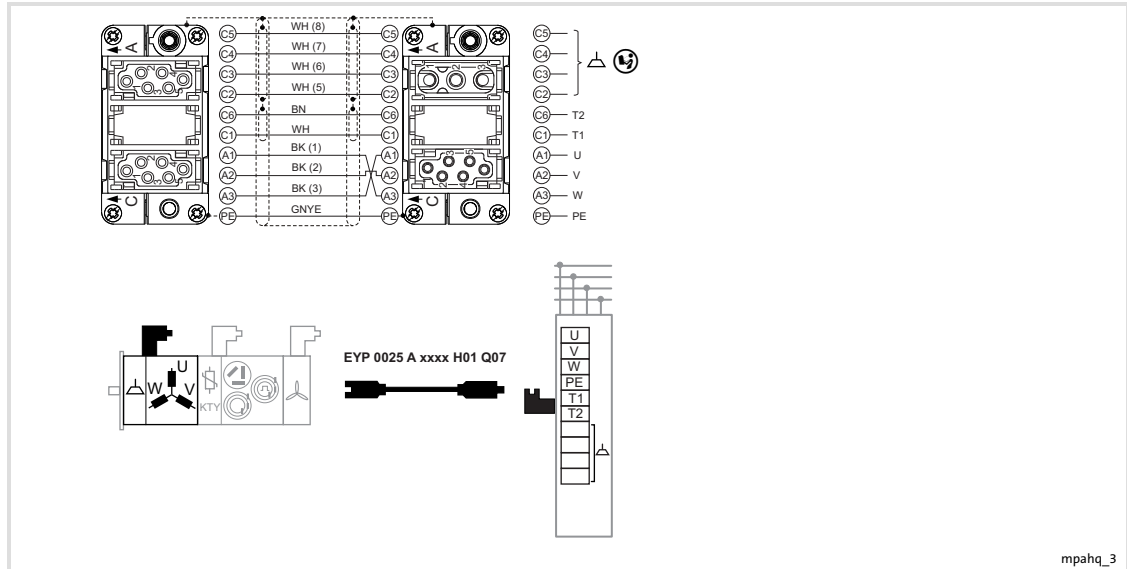
EYP	xxxx	Y	xxxx	A00	A00		
				xxxx × 0.1 m			
0007	4 × 6.0 mm ² + 2 × 1.0 mm ² (4 × AWG 10 + 2 × AWG 18)			16.5 mm			
0008	4 × 10.0 mm ² + 2 × 1.0 mm ² (4 × AWG 8 + 2 × AWG 18)			19.6 mm			
0009	4 × 16.0 mm ² + 2 × 1.0 mm ² (4 × AWG 6 + 2 × AWG 18)			23.5 mm			
0054	4 × 6.0 mm ² + 2 × 0.5 mm ² + 2 × 0.24 mm ² (4 × AWG 10 + 2 × AWG 20 + AWG 24)			17.9 mm			
0015	4 × 10.0 mm ² + 2 × 1.0 mm ² (4 × AWG 8 + 2 × AWG 18)			20.5 mm			
0016	4 × 16.0 mm ² + 2 × 1.0 mm ² (4 × AWG 6 + 2 × AWG 18)			24.0 mm			



mpyaa_2b

6.1.10 EYP0025A..., EYP0026A..., EYP0027A..., EYP0055A...

EYP	0025	A	xxxx	H01	Q07	
			xxxx	× 0.1 m		
0025	(4 × 1.5 mm ² + (2 × 0.5 mm ²) + (4 × 0.75 mm ²)) [(4 × AWG 16 + (2 × AWG 20) + (4 × AWG 18))]			14.7 mm		



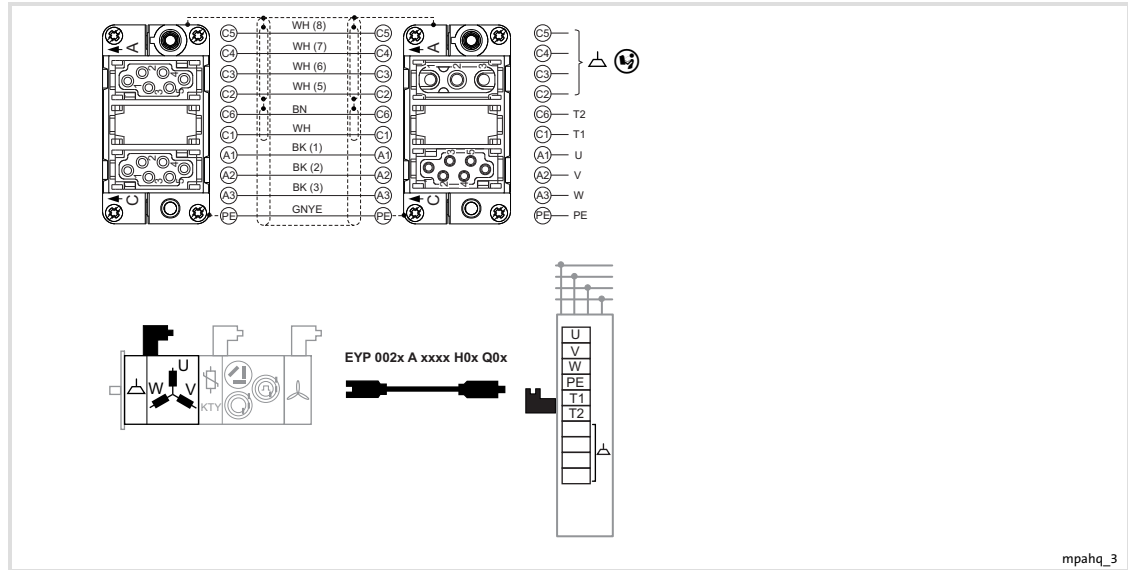
mpahq_3

System cable wiring

Motor cables

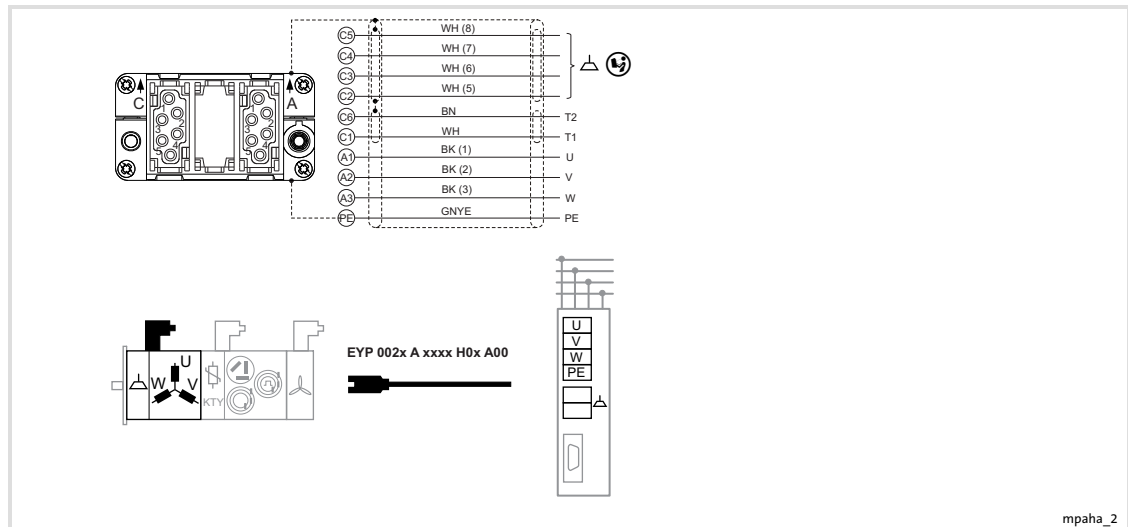
EYP0025A..., EYP0026A..., EYP0027A..., EYP0055A...

EYP	002x	A	xxxx	H0x	Q0x	
			xxxx	× 0.1 m		
0025	$(4 \times 1.5 \text{ mm}^2 + (2 \times 0.5 \text{ mm}^2) + (4 \times 0.75 \text{ mm}^2))$ $[(4 \times \text{AWG } 16 + (2 \times \text{AWG } 20) + (4 \times \text{AWG } 18))]$			14.7 mm		
0026	$(4 \times 2.5 \text{ mm}^2 + (2 \times 0.5 \text{ mm}^2) + (4 \times 0.75 \text{ mm}^2))$ $[(4 \times \text{AWG } 14 + (2 \times \text{AWG } 20) + (4 \times \text{AWG } 18))]$			16.0 mm		



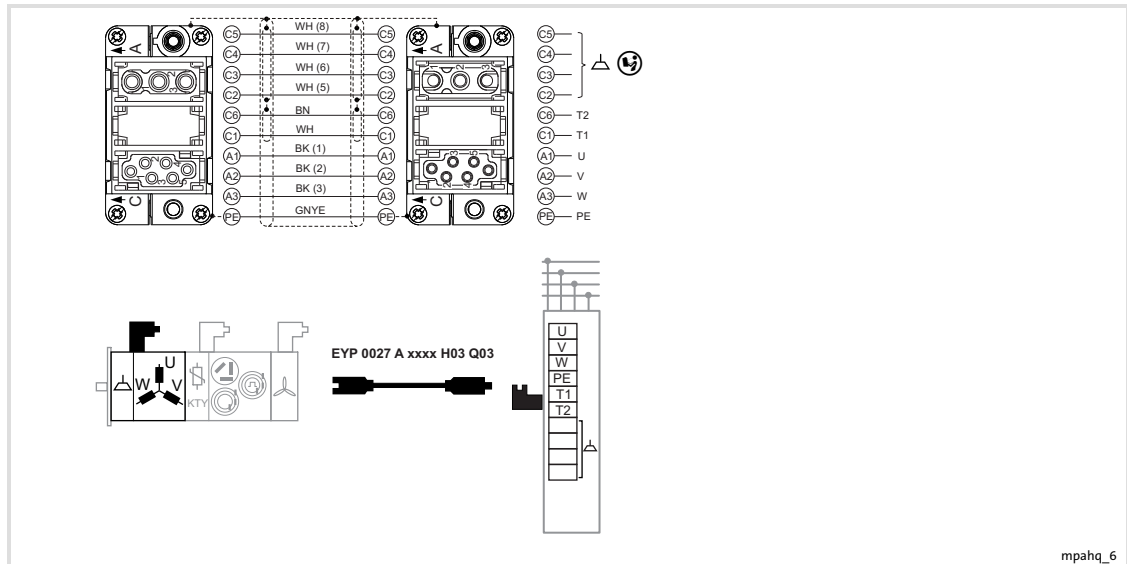
mpahq_3

EYP	002x	A	xxxx	H0x	A00	
			xxxx	× 0.1 m		
0025	$(4 \times 1.5 \text{ mm}^2 + (2 \times 0.5 \text{ mm}^2) + (4 \times 0.75 \text{ mm}^2))$ $[(4 \times \text{AWG } 16 + (2 \times \text{AWG } 20) + (4 \times \text{AWG } 18))]$			14.7 mm		
0026	$(4 \times 2.5 \text{ mm}^2 + (2 \times 0.5 \text{ mm}^2) + (4 \times 0.75 \text{ mm}^2))$ $[(4 \times \text{AWG } 14 + (2 \times \text{AWG } 20) + (4 \times \text{AWG } 18))]$			16.0 mm		

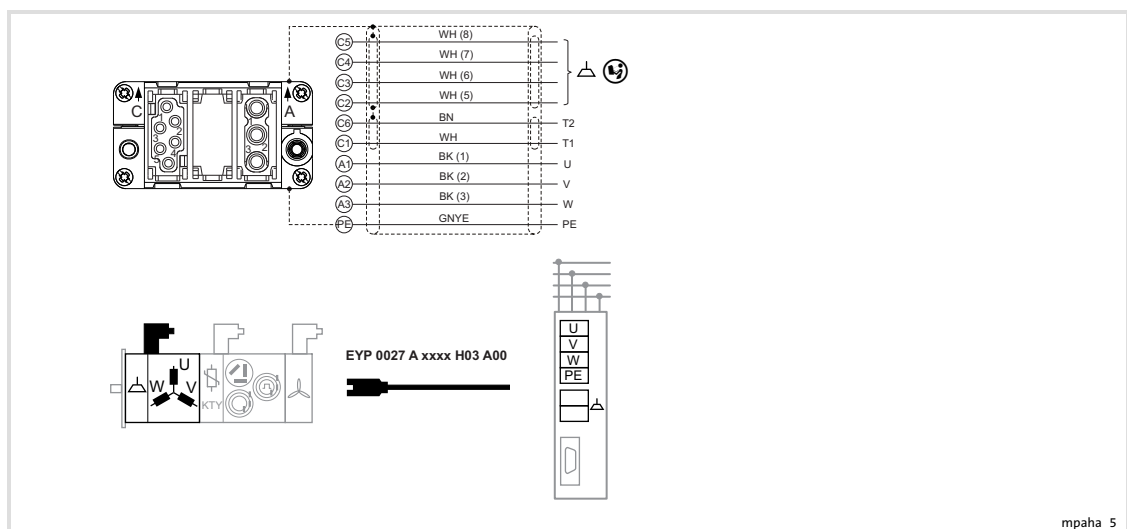


mpaha_2

EYP	0027	A	xxxx	H03	Q03	
			xxxx	× 0.1 m		
0027	$(4 \times 6.0 \text{ mm}^2 + (2 \times 0.5 \text{ mm}^2) + (4 \times 1.0 \text{ mm}^2))$ $[(4 \times \text{AWG } 10 + (2 \times \text{AWG } 20) + (4 \times \text{AWG } 18))]$			18.5 mm		



EYP	0027	A	xxxx	H03	A00	
			xxxx	× 0.1 m		
0027	$(4 \times 6.0 \text{ mm}^2 + (2 \times 0.5 \text{ mm}^2) + (4 \times 1.0 \text{ mm}^2))$ $[(4 \times \text{AWG } 10 + (2 \times \text{AWG } 20) + (4 \times \text{AWG } 18))]$			18.5 mm		

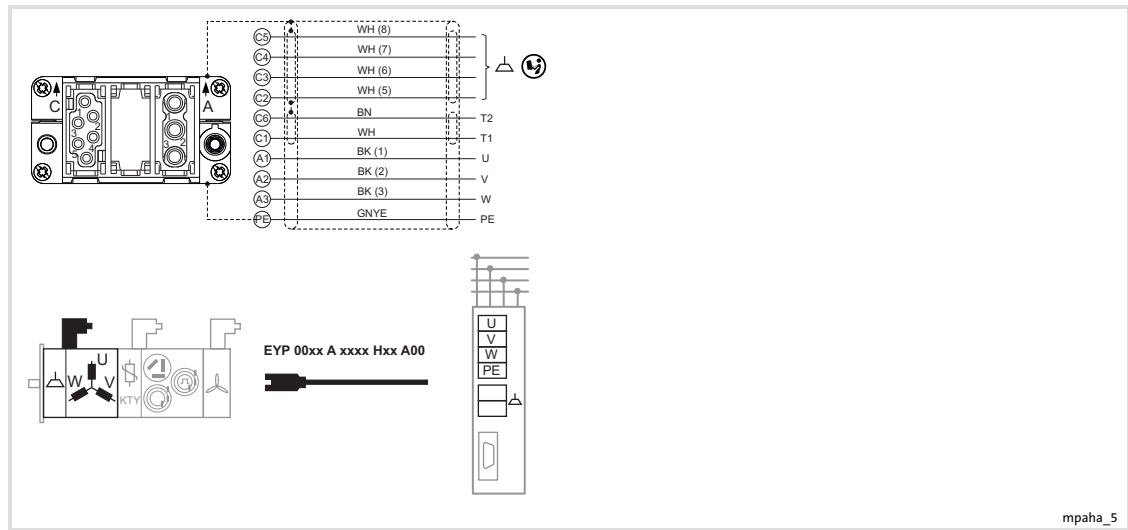


System cable wiring

Motor cables




EYP0025A..., EYP0026A..., EYP0027A..., EYP0055A...

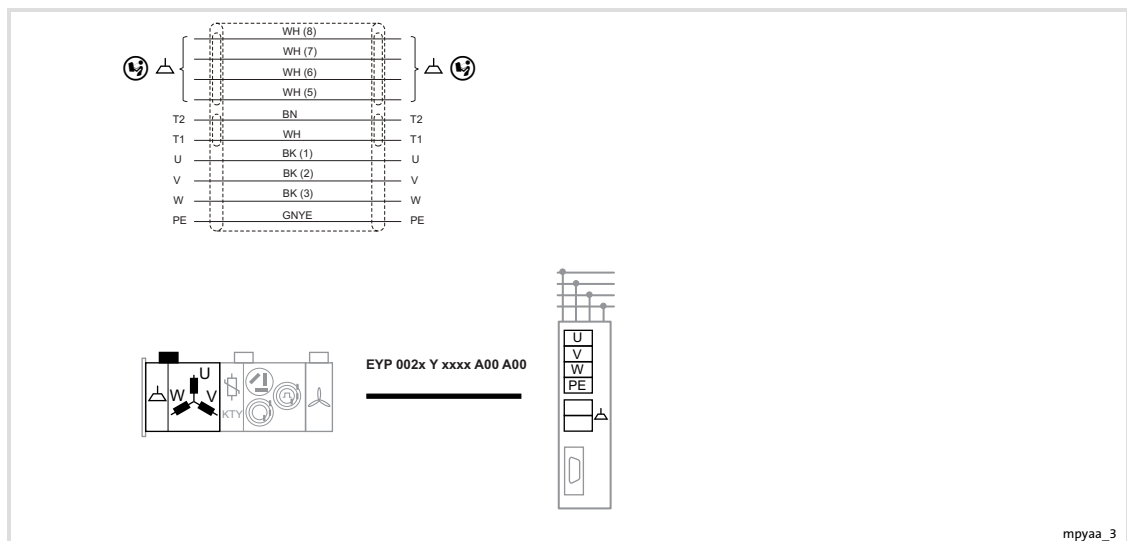
EYP	xxxx	A	xxxx	H03 H15 H20	A00	
			xxxx	× 0.1 m		
0026	$(4 \times 2.5 \text{ mm}^2 + (2 \times 0.5 \text{ mm}^2) + (4 \times 0.75 \text{ mm}^2))$ [[$4 \times \text{AWG } 14 + (2 \times \text{AWG } 20) + (4 \times \text{AWG } 18)$]]			16.0 mm		
0027	$(4 \times 6.0 \text{ mm}^2 + (2 \times 0.5 \text{ mm}^2) + (4 \times 1.0 \text{ mm}^2))$ [[$4 \times \text{AWG } 10 + (2 \times \text{AWG } 20) + (4 \times \text{AWG } 18)$]]			18.5 mm		
0055	$(4 \times 10.0 \text{ mm}^2 + (2 \times 1.0 \text{ mm}^2) + (4 \times 1.0 \text{ mm}^2))$ [[$4 \times \text{AWG } 8 + (2 \times \text{AWG } 18) + (4 \times \text{AWG } 18)$]]			22.0 mm		



mpaha_5

6.1.11 EYP0025Y..., EYP0026Y..., EYP0027Y..., EYP0055Y..

EYP	xxxx	Y	xxxx	A00	A00	
			xxxx	× 0.1 m		
0025	$(4 \times 1.5 \text{ mm}^2 + (2 \times 0.5 \text{ mm}^2) + (4 \times 0.75 \text{ mm}^2))$ $[(4 \times \text{AWG } 16 + (2 \times \text{AWG } 20) + (4 \times \text{AWG } 18))]$			14.7 mm	 	
0026	$(4 \times 2.5 \text{ mm}^2 + (2 \times 0.5 \text{ mm}^2) + (4 \times 0.75 \text{ mm}^2))$ $[(4 \times \text{AWG } 14 + (2 \times \text{AWG } 20) + (4 \times \text{AWG } 18))]$			16.0 mm		
0027	$(4 \times 6.0 \text{ mm}^2 + (2 \times 0.5 \text{ mm}^2) + (4 \times 1.0 \text{ mm}^2))$ $[(4 \times \text{AWG } 10 + (2 \times \text{AWG } 20) + (4 \times \text{AWG } 18))]$			18.5 mm		
0055	$(4 \times 10.0 \text{ mm}^2 + (2 \times 1.0 \text{ mm}^2) + (4 \times 1.0 \text{ mm}^2))$ $[(4 \times \text{AWG } 8 + (2 \times \text{AWG } 18) + (4 \times \text{AWG } 18))]$			22.0 mm		



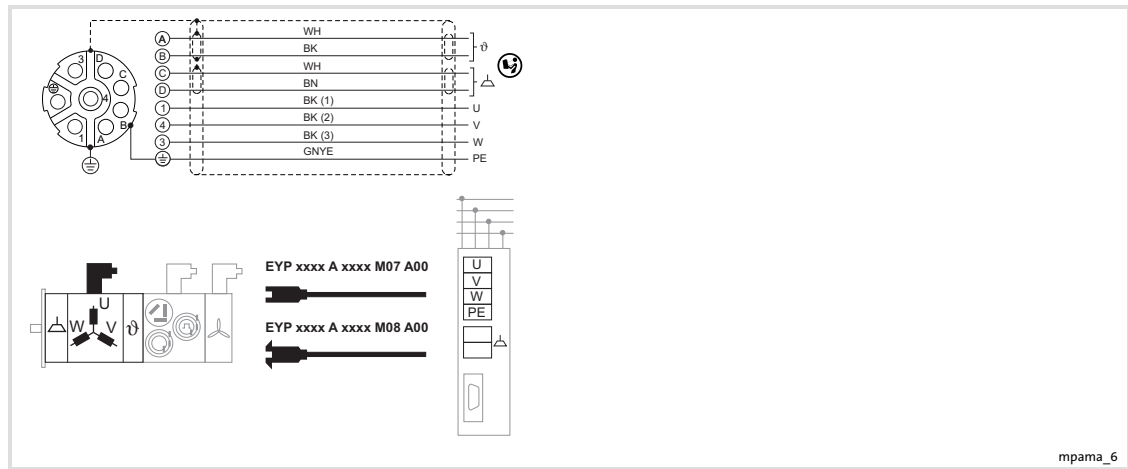
6 System cable wiring

Motor cables

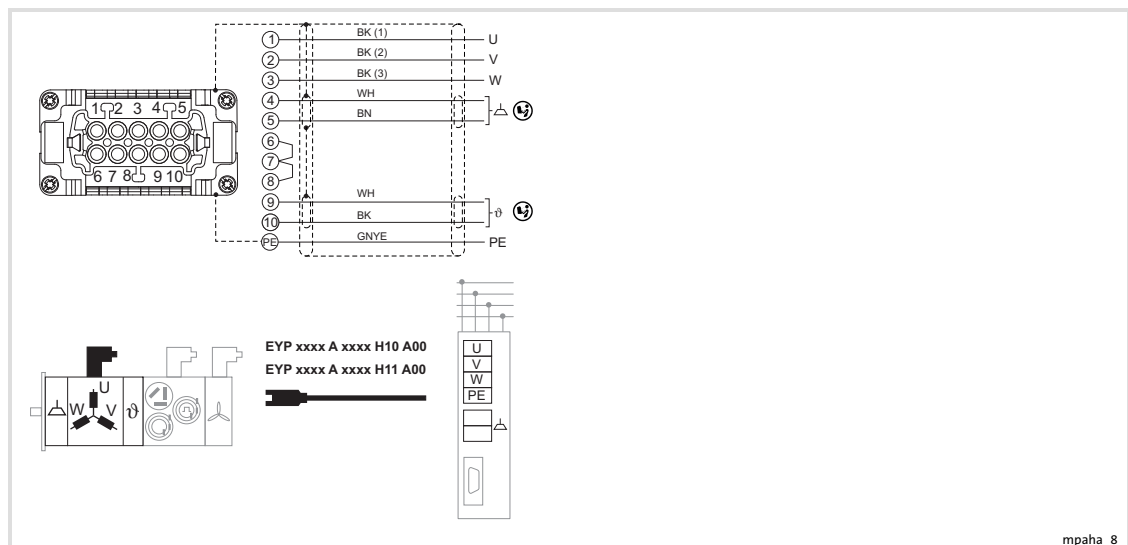
EYP0037A..., EYP0038A...

6.1.12 EYP0037A..., EYP0038A...

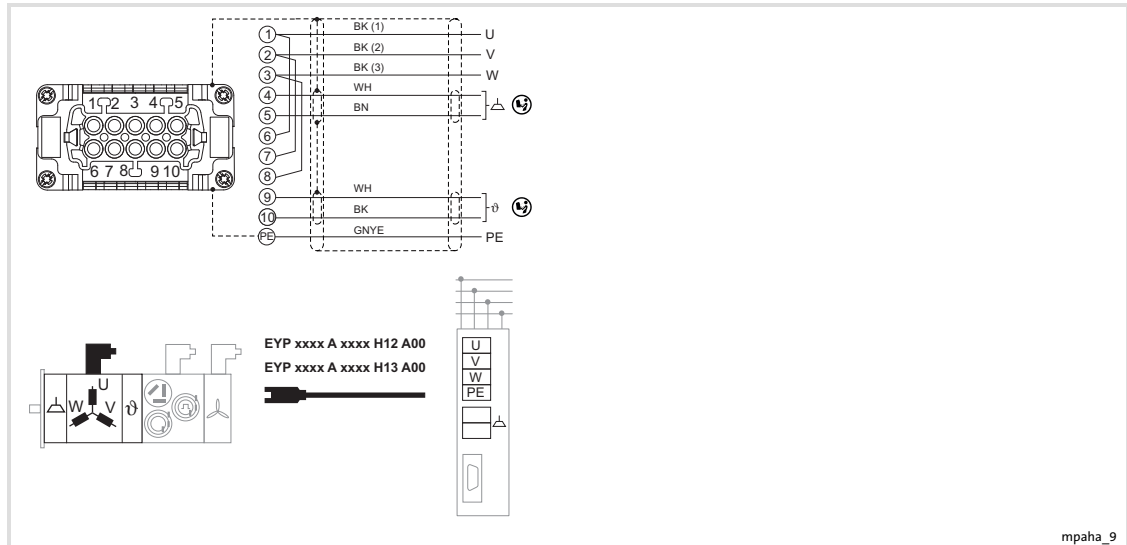
EYP	xxxx	A	xxxx	M07 M08	A00 A00	
				xxxx × 0.1 m		
0037	4 × 1.5 mm ² + 2 × 0.22 mm ² + 2 × 0.5 mm ² [4 × AWG 16 + 2 × AWG24 + 2 × AWG 20]			12.6 mm		
0038	4 × 2.5 mm ² + 2 × 0.5 mm ² + 2 × 0.5 mm ² [4 × AWG 14 + 2 × AWG24 + 2 × AWG 20]			14.2 mm		



EYP	xxxx	A	xxxx	H10 H11	A00 A00	
				xxxx × 0.1 m		
0037	4 × 1.5 mm ² + 2 × 0.22 mm ² + 2 × 0.5 mm ² [4 × AWG 16 + 2 × AWG24 + 2 × AWG 20]			12.6 mm		
0038	4 × 2.5 mm ² + 2 × 0.5 mm ² + 2 × 0.5 mm ² [4 × AWG 14 + 2 × AWG24 + 2 × AWG 20]			14.2 mm		

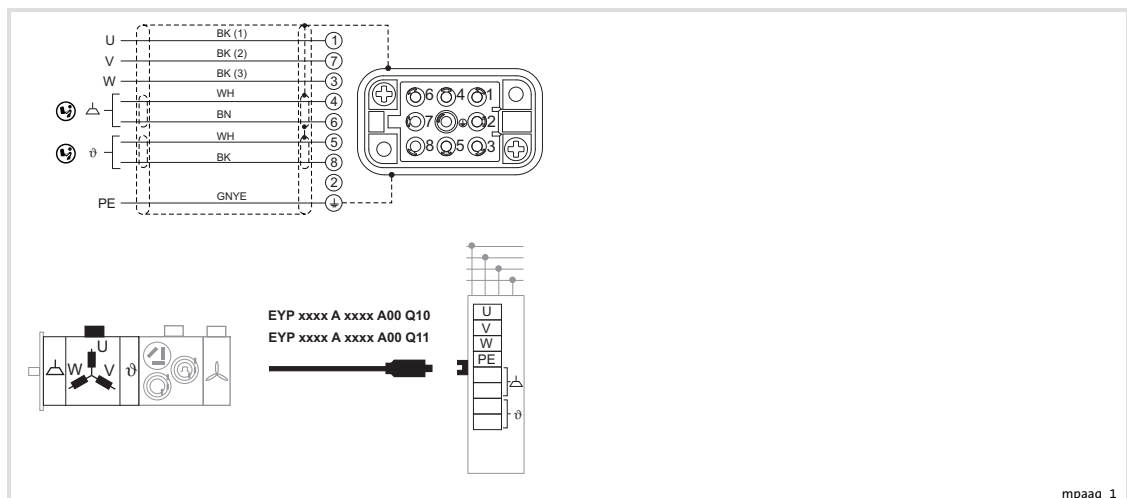


EYP	xxxx	A	xxxx	H12 H13	A00 A00	
				xxxx × 0.1 m		
0037				4 × 1.5 mm ² + 2 × (2 × 0.5 mm ²) [4 × AWG 16 + 2 × (2 × AWG 20)]	12.7 mm	
0038				4 × 2.5 mm ² + 2 × 0.5 mm ² + 2 × 0.5 mm ² [4 × AWG 14 + 2 × (2 × AWG 20)]	14.2 mm	



mpaha_9

EYP	xxxx	A	xxxx	A00	Q10 Q11	
				xxxx × 0.1 m		
0037				4 × 1.5 mm ² + 2 × 0.22 mm ² + 2 × 0.5 mm ² [4 × AWG 16 + 2 × AWG24 + 2 × AWG 20]	12.6 mm	
0038				4 × 2.5 mm ² + 2 × 0.5 mm ² + 2 × 0.5 mm ² [4 × AWG 14 + 2 × AWG24 + 2 × AWG 20]	14.2 mm	



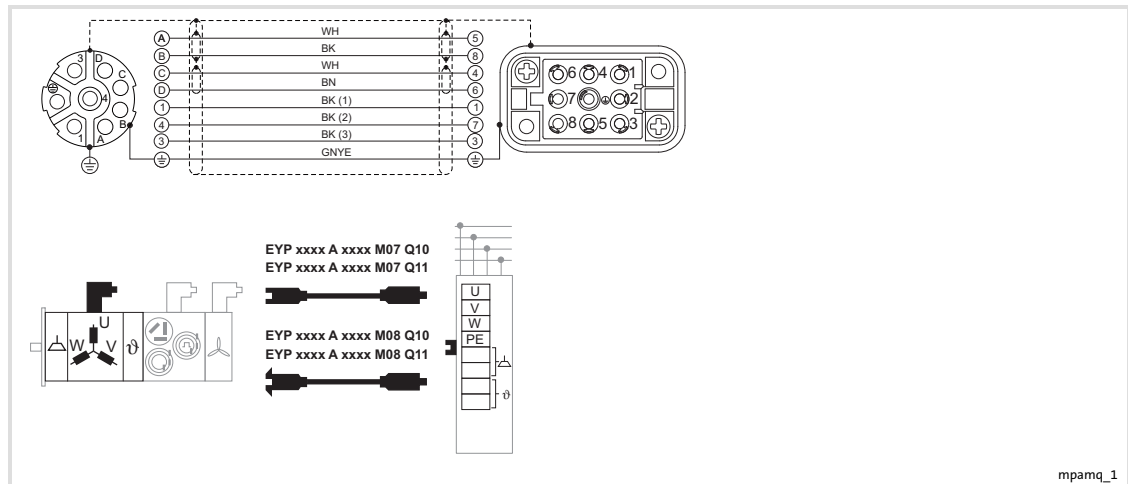
mpaaq_1

System cable wiring

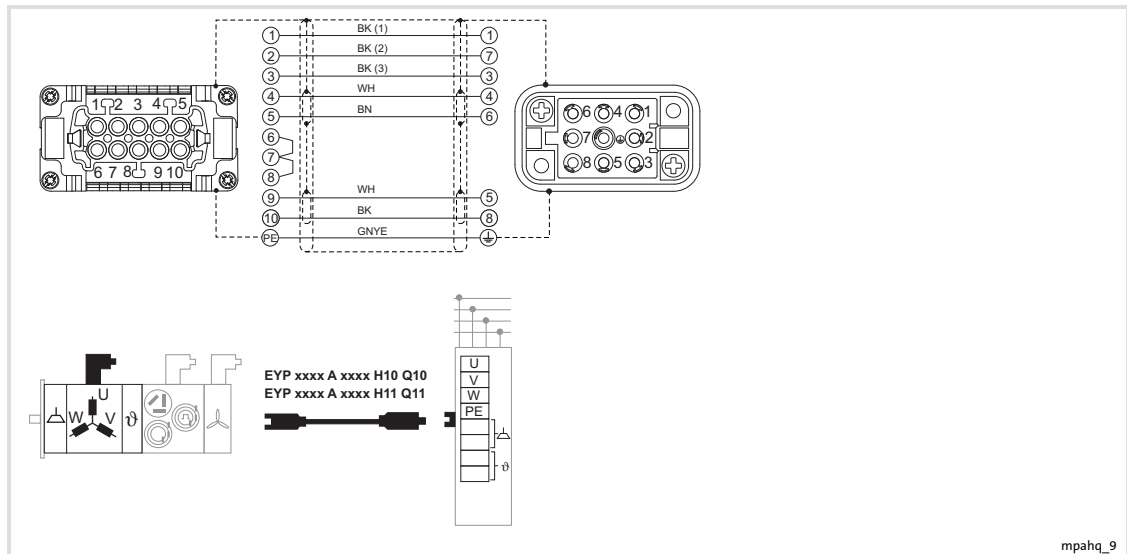
Motor cables

EYP0037A..., EYP0038A...

EYP	xxxx	A	xxxx	M07 M07 M08 M08	Q10 Q11 Q10 Q11	
				xxxx × 0.1 m		
0037	4 × 1.5 mm ² + 2 × 0.22 mm ² + 2 × 0.5 mm ² [4 × AWG 16 + 2 × AWG24 + 2 × AWG 20]			12.6 mm		
0038	4 × 2.5 mm ² + 2 × 0.5 mm ² + 2 × 0.5 mm ² [4 × AWG 14 + 2 × AWG24 + 2 × AWG 20]			14.2 mm		



EYP	xxxx	A	xxxx	H10 H11	Q10 Q11	
			xxxx	× 0.1 m		
0037	4 × 1.5 mm ² + 2 × 0.22 mm ² + 2 × 0.5 mm ² [4 × AWG 16 + 2 × AWG24 + 2 × AWG 20]			12.6 mm		
0038	4 × 2.5 mm ² + 2 × 0.5 mm ² + 2 × 0.5 mm ² [4 × AWG 14 + 2 × AWG24 + 2 × AWG 20]			14.2 mm		



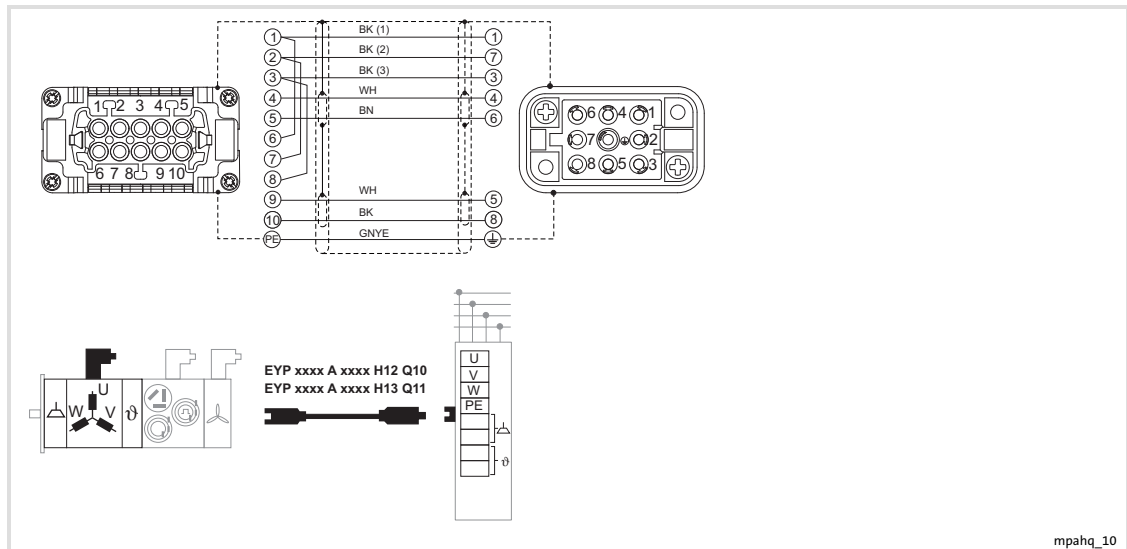
mpahq_9

System cable wiring

Motor cables

EYP0037A..., EYP0038A...

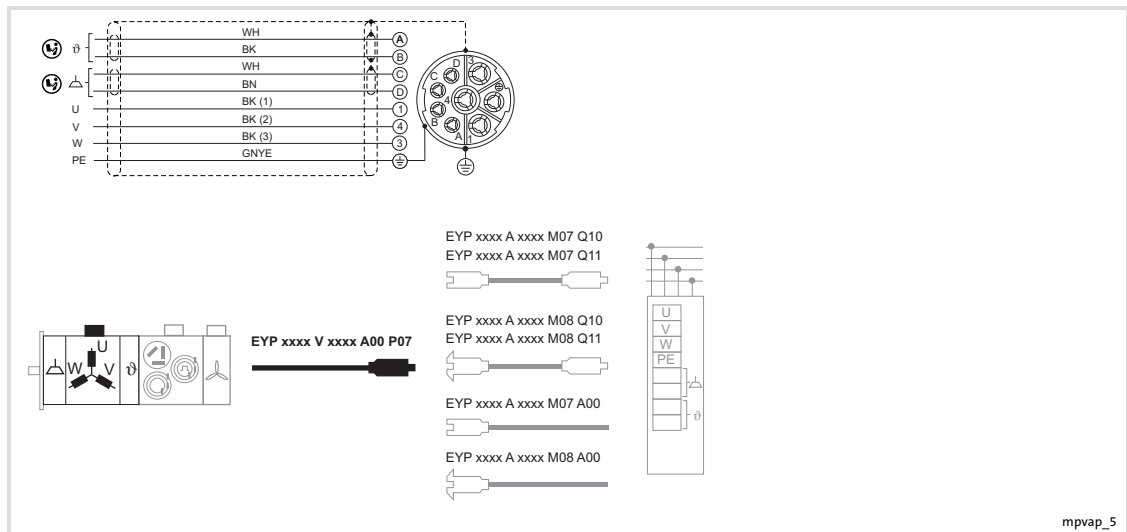
EYP	xxxx	A	xxxx	H12 H13	Q10 Q11	
			xxxx	× 0.1 m		
0037	4 × 1.5 mm ² + 2 × 0.22 mm ² + 2 × 0.5 mm ² [4 × AWG 16 + 2 × AWG24 + 2 × AWG 20]			12.6 mm		
0038	4 × 2.5 mm ² + 2 × 0.5 mm ² + 2 × 0.5 mm ² [4 × AWG 14 + 2 × AWG24 + 2 × AWG 20]			14.2 mm		



mpahq_10

6.1.13 EYP0037V..., EYP0038V...

EYP	xxxx	V	xxxx	A00	P07	
			xxxx	× 0.1 m		
0037	4 × 1.5 mm ² + 2 × 0.22 mm ² + 2 × 0.5 mm ² [4 × AWG 16 + 2 × AWG24 + 2 × AWG 20]			12.6 mm		—
0038	4 × 2.5 mm ² + 2 × 0.5 mm ² + 2 × 0.5 mm ² [4 × AWG 14 + 2 × AWG24 + 2 × AWG 20]			14.2 mm		—

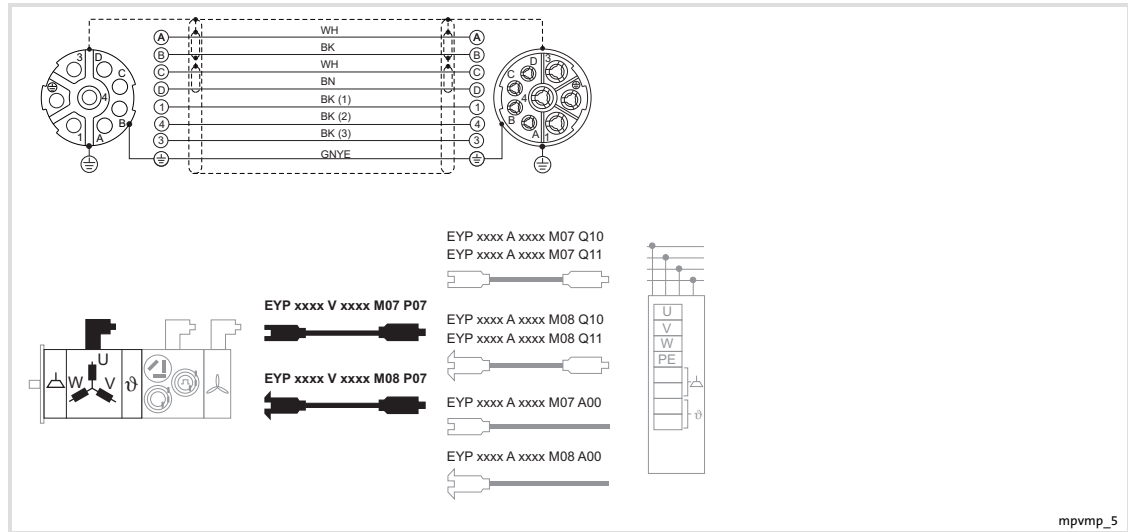


System cable wiring

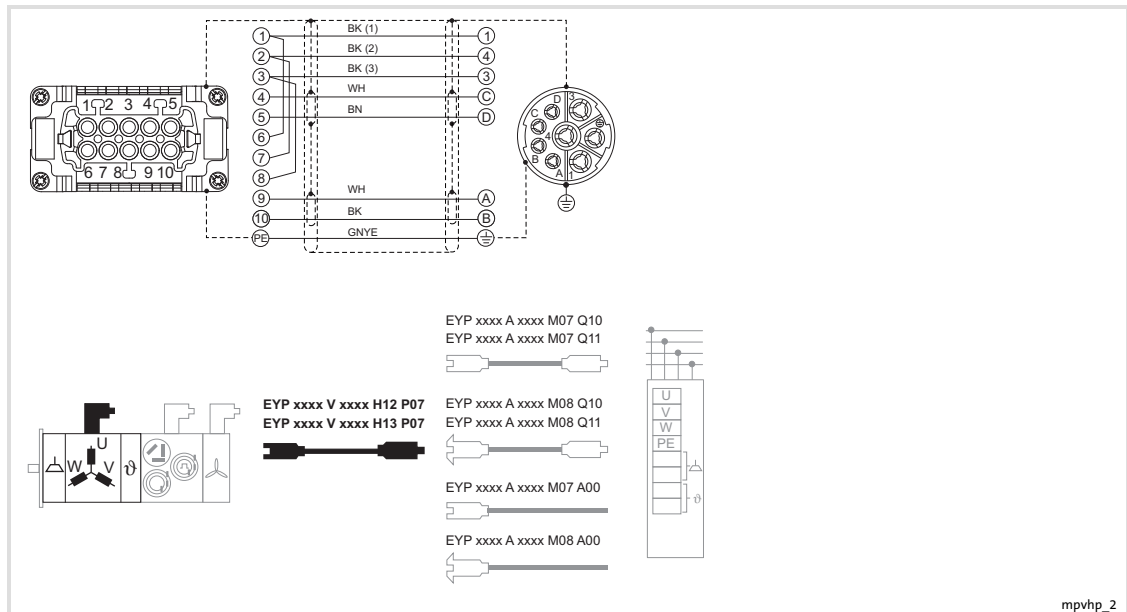
Motor cables

EYP0037V..., EYP0038V...

EYP	xxxx	V	xxxx	M07 M08	P07 P07	
				xxxx × 0.1 m		
0037				4 × 1.5 mm ² + 2 × 0.22 mm ² + 2 × 0.5 mm ² [4 × AWG 16 + 2 × AWG24 + 2 × AWG 20]	12.6 mm	
0038				4 × 2.5 mm ² + 2 × 0.5 mm ² + 2 × 0.5 mm ² [4 × AWG 14 + 2 × AWG24 + 2 × AWG 20]	14.2 mm	



EYP	xxxx	V	xxxx	H12 H13	P07 P07	
			xxxx	× 0.1 m		
0037	4 × 1.5 mm ² + 2 × 0.22 mm ² + 2 × 0.5 mm ² [4 × AWG 16 + 2 × AWG24 + 2 × AWG 20]			12.6 mm		—
0038	4 × 2.5 mm ² + 2 × 0.5 mm ² + 2 × 0.5 mm ² [4 × AWG 14 + 2 × AWG24 + 2 × AWG 20]			14.2 mm		—



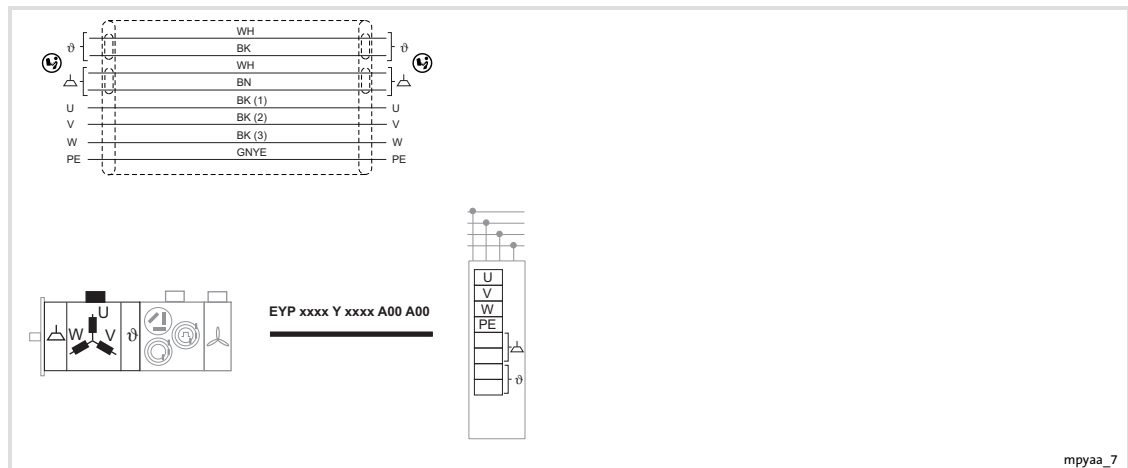
mpvhp_2

6 System cable wiring

Motor cables
EYP0037Y..., EYP0038Y...

6.1.14 EYP0037Y..., EYP0038Y...

EYP	xxxx	Y	xxxx	A00	A00	
				xxxx	× 0.1 m	
0037	4 × 1.5 mm ² + 2 × 0.22 mm ² + 2 × 0.5 mm ² [4 × AWG 16 + 2 × AWG24 + 2 × AWG 20]			12.6 mm		—
0038	4 × 2.5 mm ² + 2 × 0.5 mm ² + 2 × 0.5 mm ² [4 × AWG 14 + 2 × AWG24 + 2 × AWG 20]			14.2 mm		—

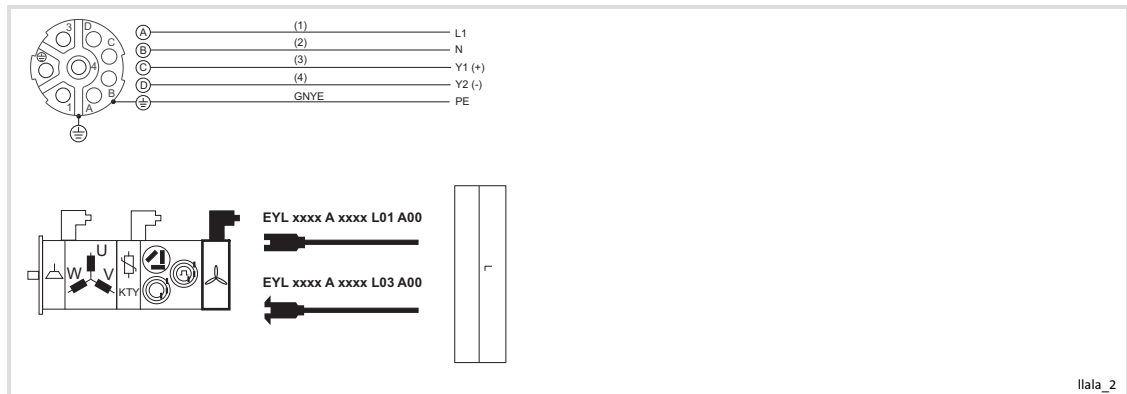


mpyaa_7

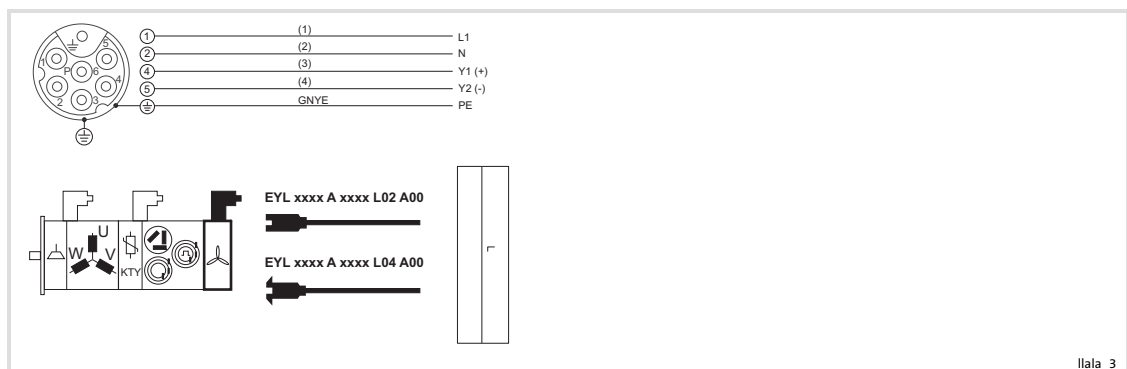
6.2 Blower cables

6.2.1 EYL001A..., EYL002A...

EYL	xxxx	A	xxxx	L01 L03	A00 A00	
			xxxx	× 0.1 m		
0001	5 × 1.0 mm ²	(5 × AWG 18)			7.9 mm	
0002	5 × 1.0 mm ²	(5 × AWG 18)			7.7 mm	



EYL	xxxx	A	xxxx	L02 L04	A00 A00	
			xxxx	× 0.1 m		
0001	5 × 1.0 mm ²	(5 × AWG 18)			7.9 mm	
0002	5 × 1.0 mm ²	(5 × AWG 18)			7.7 mm	

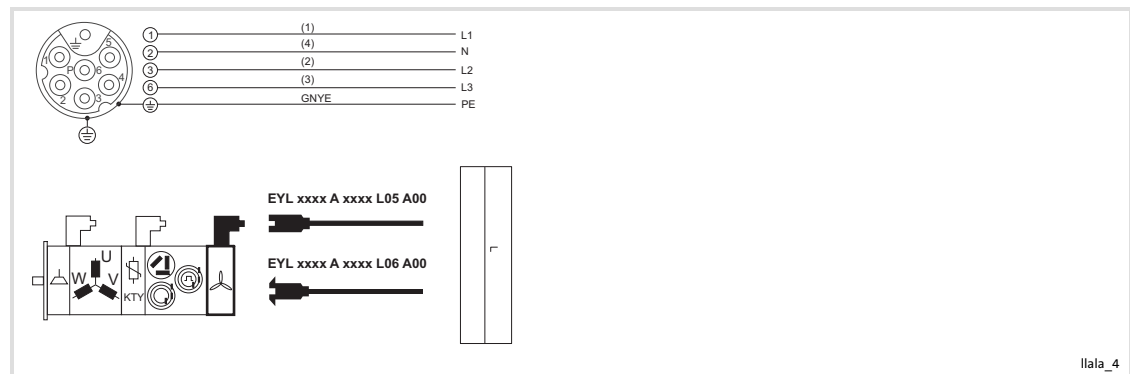


System cable wiring

Blower cables

EYL001A..., EYL002A...

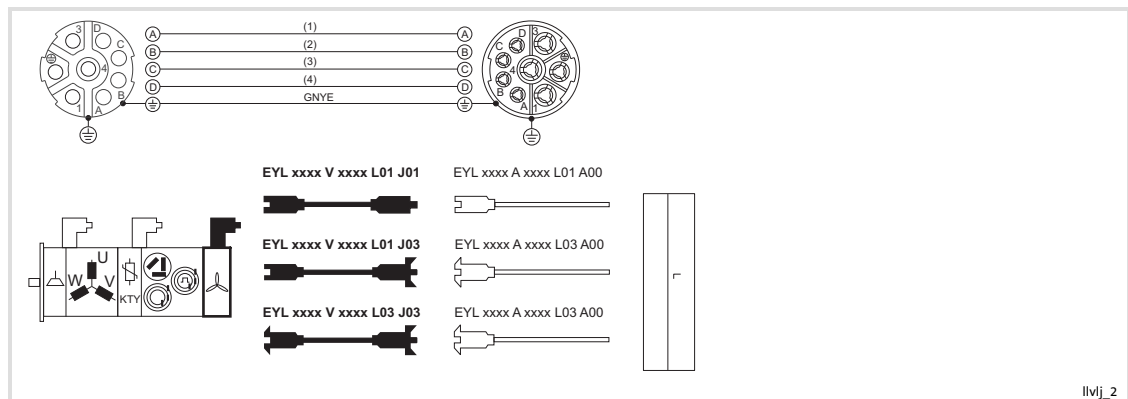
EYL	xxxx	A	xxxx	L05 L06	A00 A00	
	xxxx × 0.1 m					
0001	5 × 1.0 mm ² (5 × AWG 18)				7.9 mm	
0002	5 × 1.0 mm ² (5 × AWG 18)				7.7 mm	



llala_4

6.2.2 EYL001V..., EYL002V...

EYL	xxxx	V	xxxx	L01 L01 L03	J01 J03 J03	
			xxxx	× 0.1 m		
0001	5 × 1.0 mm ²	(5 × AWG 18)			7.9 mm	
0002	5 × 1.0 mm ²	(5 × AWG 18)			7.7 mm	



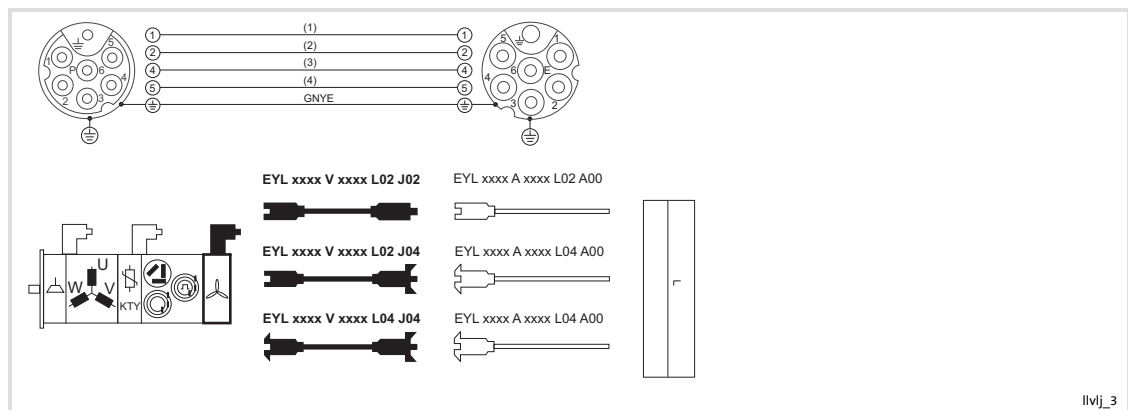
llvj_2

System cable wiring

Blower cables

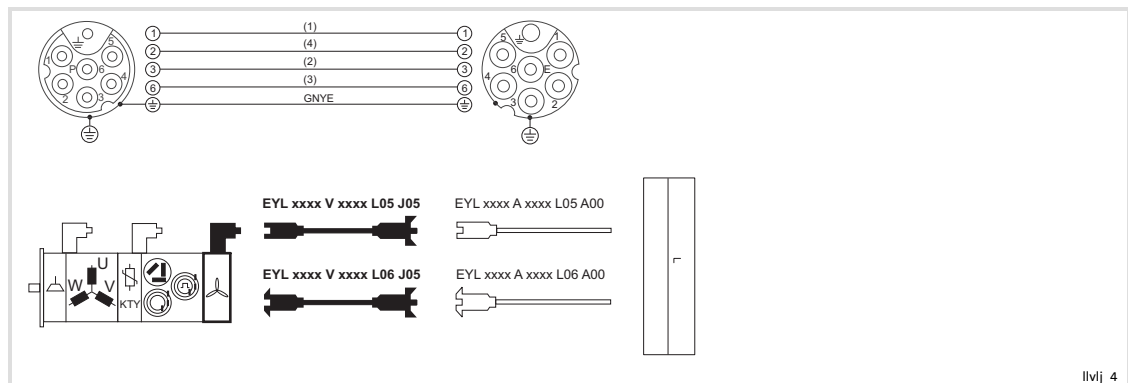
EYL001V..., EYL002V...

EYL	xxxx	V	xxxx	L02 L02 L04	J02 J04 J04	
				xxxx	× 0.1 m	
0001	5 × 1.0 mm ² (5 × AWG 18)				7.9 mm	
0002	5 × 1.0 mm ² (5 × AWG 18)				7.7 mm	



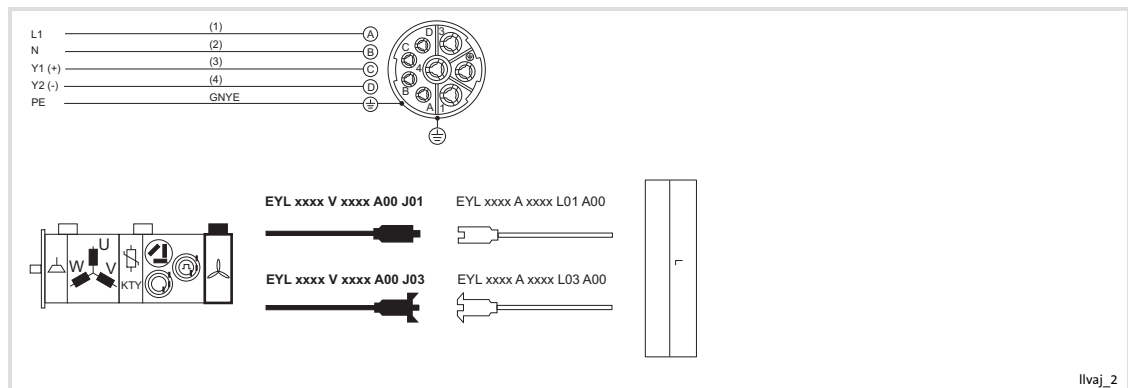
llvj_3

EYL	xxxx	V	xxxx	L05 L06	J05 J05	
				xxxx	× 0.1 m	
0001	5 × 1.0 mm ² (5 × AWG 18)				7.9 mm	
0002	5 × 1.0 mm ² (5 × AWG 18)				7.7 mm	

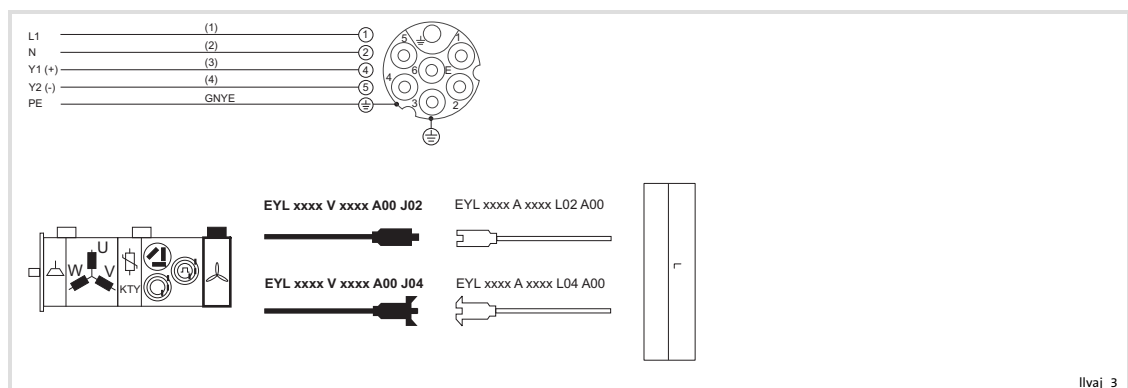


llvj_4

EYL	xxxx	V	xxxx	A00 A00	J01 J03		
			xxxx	× 0.1 m			
0001			5 × 1.0 mm ²	(5 × AWG 18)	7.9 mm		
0002			5 × 1.0 mm ²	(5 × AWG 18)	7.7 mm		



EYL	xxxx	V	xxxx	A00 A00	J02 J04		
			xxxx	× 0.1 m			
0001			5 × 1.0 mm ²	(5 × AWG 18)	7.9 mm		
0002			5 × 1.0 mm ²	(5 × AWG 18)	7.7 mm		

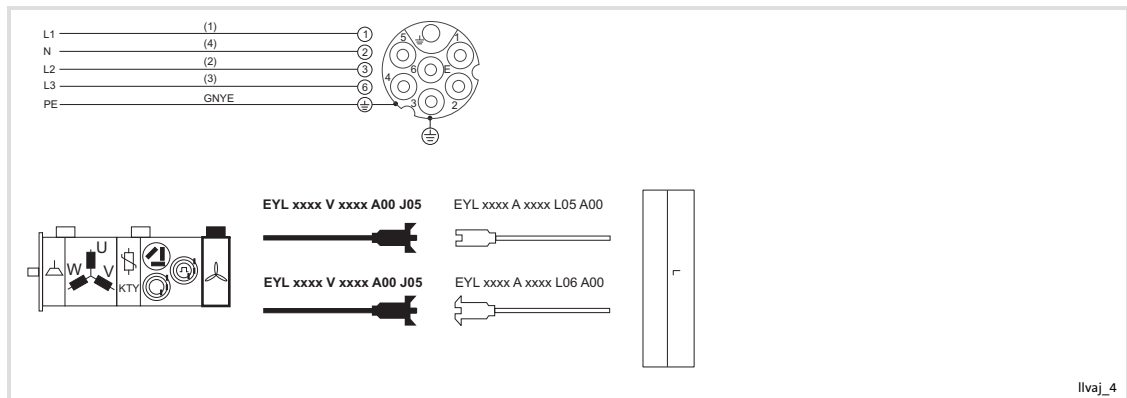


System cable wiring






Blower cables

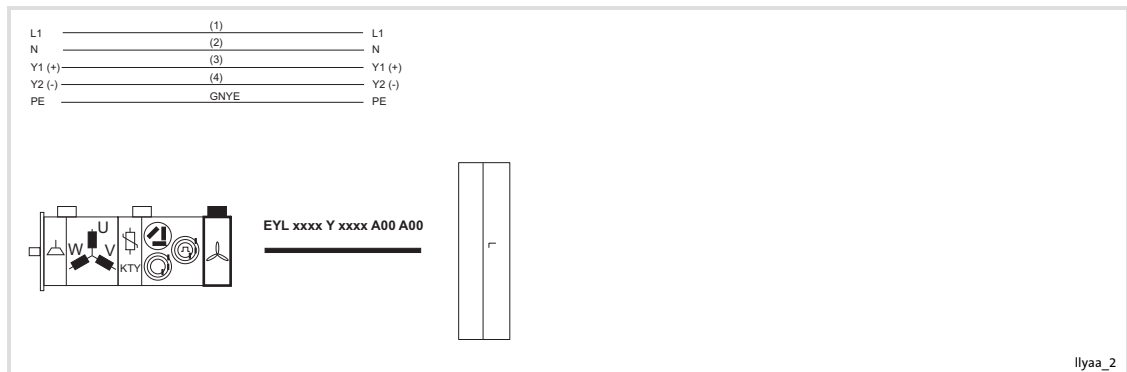
EYL001V..., EYL002V...

EYL	xxxx	V	xxxx	A00	J05	
			xxxx	× 0.1 m		
0001			5 × 1.0 mm ²	(5 × AWG 18)	7.9 mm	
0002			5 × 1.0 mm ²	(5 × AWG 18)	7.7 mm	



6.2.3 EYL001Y..., EYL002Y...

EYL	xxxx	Y	xxxx	A00	A00	
			xxxx	× 0.1 m		
0001	5 × 1.0 mm ² (5 × AWG 18)			7.9 mm		
0002	5 × 1.0 mm ² (5 × AWG 18)			7.7 mm		



6 System cable wiring

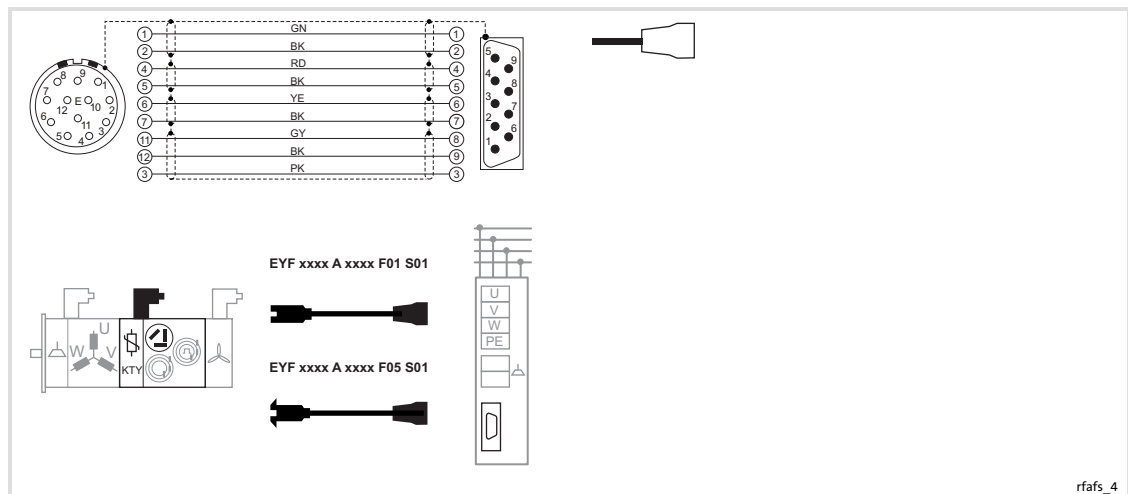
Resolver cables

EYF0017A..., EYF0020A...

6.3 Resolver cables

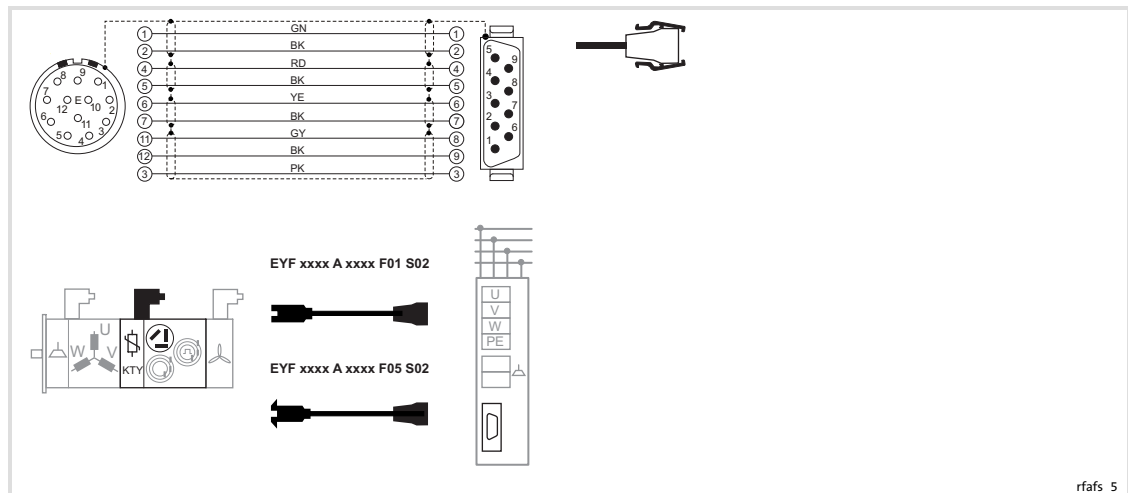
6.3.1 EYF0017A..., EYF0020A...

EYF	xxxx	A	xxxx	F01 F05	S01	
	xxxx			× 0.1 m		
0017	3(2×0.14 mm ²) + (3×0.14 mm ²) [3(2×AWG 26) + (3×AWG 26)]				9.4 mm	
0020	3(2×0.14 mm ²) + (3×0.14 mm ²) [3(2×AWG 26) + (3×AWG 26)]				9.3 mm	

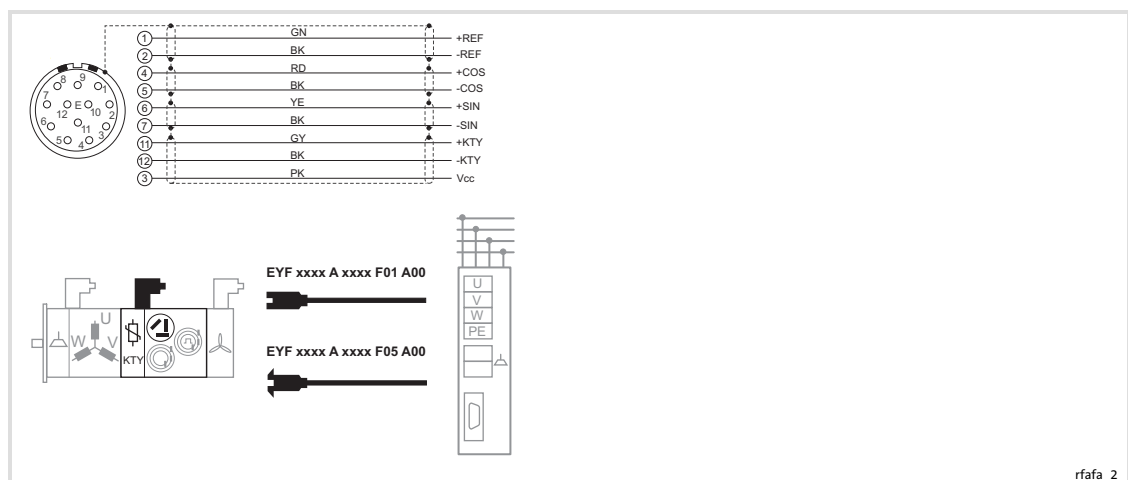


rfafs_4

EYF	xxxx	A	xxxx	F01 F05	S02	
			xxxx	× 0.1 m		
0017	3(2×0.14 mm ²) + (3×0.14 mm ²) [3(2×AWG 26) + (3×AWG 26)]				9.4 mm	
0020	3(2×0.14 mm ²) + (3×0.14 mm ²) [3(2×AWG 26) + (3×AWG 26)]				9.3 mm	



EYF	xxxx	A	xxxx	F01 F05	A00	
			xxxx	× 0.1 m		
0017	3(2×0.14 mm ²) + (3×0.14 mm ²) [3(2×AWG 26) + (3×AWG 26)]				9.4 mm	
0020	3(2×0.14 mm ²) + (3×0.14 mm ²) [3(2×AWG 26) + (3×AWG 26)]				9.3 mm	



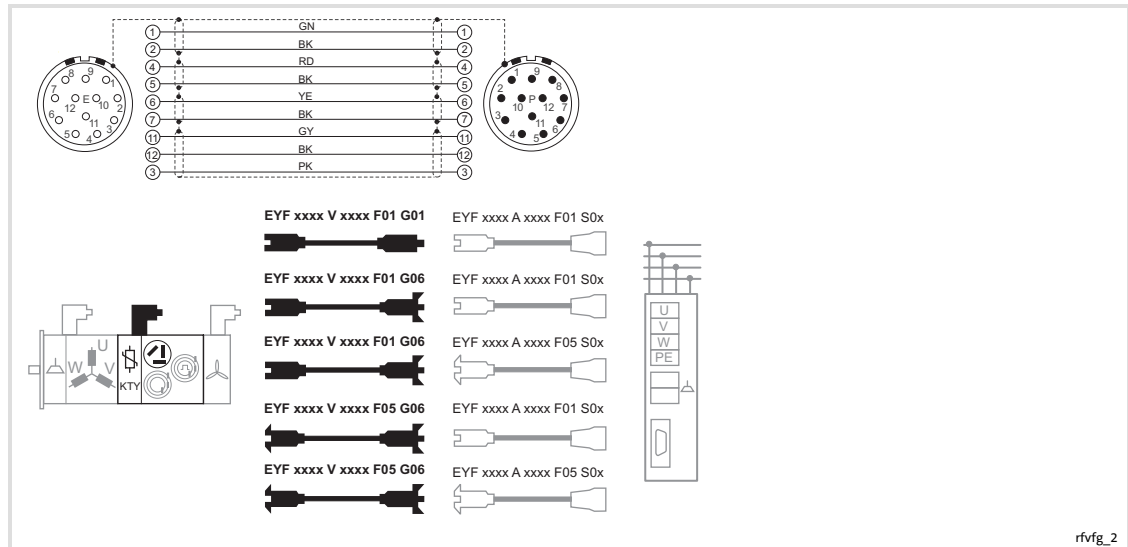
6 System cable wiring

Resolver cables

EYF0017V..., EYF0020V...

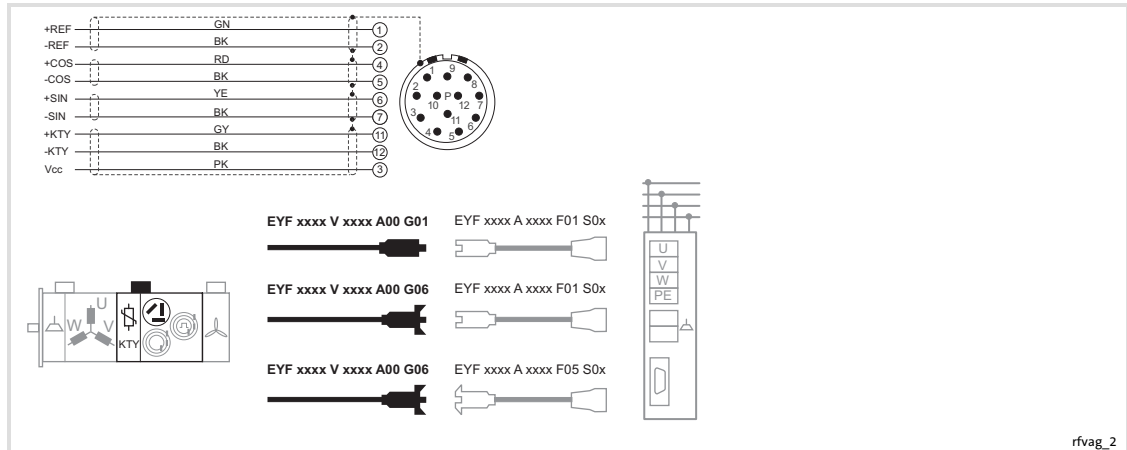
6.3.2 EYF0017V..., EYF0020V...

EYF	xxxx	V	xxxx	F01 F01 F05	G01 G06 G06	
				xxxx	× 0.1 m	
0017	3(2×0.14 mm ²) + (3×0.14 mm ²) [3(2×AWG 26) + (3×AWG 26)]			9.4 mm		
0020	3(2×0.14 mm ²) + (3×0.14 mm ²) [3(2×AWG 26) + (3×AWG 26)]			9.3 mm		



rfvfg_2

EYF	xxxx	V	xxxx	A00	G01 G06	
			xxxx	× 0.1 m		
0017			3(2×0.14 mm ²) + (3×0.14 mm ²) [3(2×AWG 26) + (3×AWG 26)]		9.4 mm	
0020			3(2×0.14 mm ²) + (3×0.14 mm ²) [3(2×AWG 26) + (3×AWG 26)]		9.3 mm	



rsvg_2

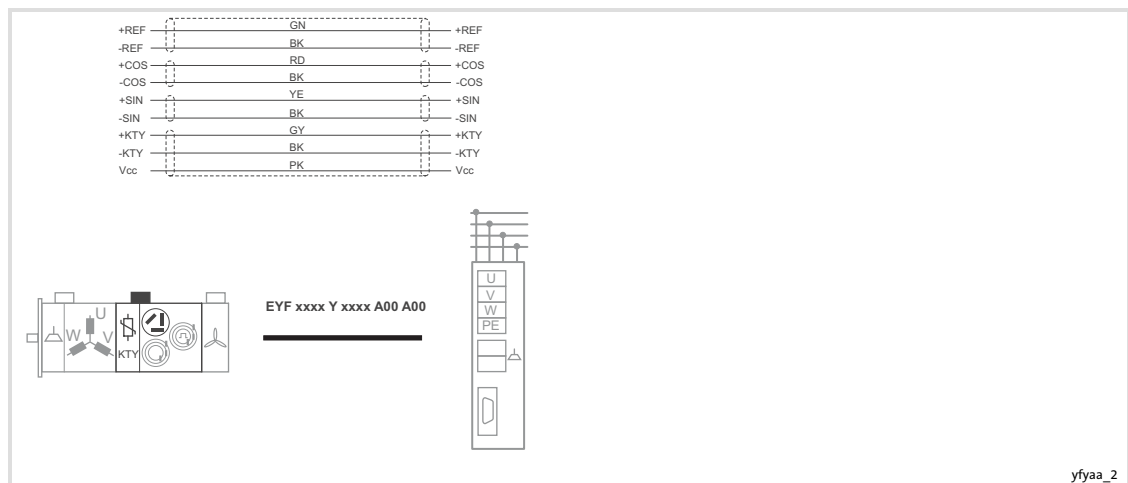
6 System cable wiring

Resolver cables

EYF0017Y..., EYF0020Y...

6.3.3 EYF0017Y..., EYF0020Y...

EYF	xxxx	Y	xxxx	A00	A00	
			xxxx	x 0.1 m		
0017	3(2×0.14 mm ²) + (3×0.14 mm ²) [3(2×AWG 26) + (3×AWG 26)]			9.4 mm		
0020	3(2×0.14 mm ²) + (3×0.14 mm ²) [3(2×AWG 26) + (3×AWG 26)]			9.3 mm		

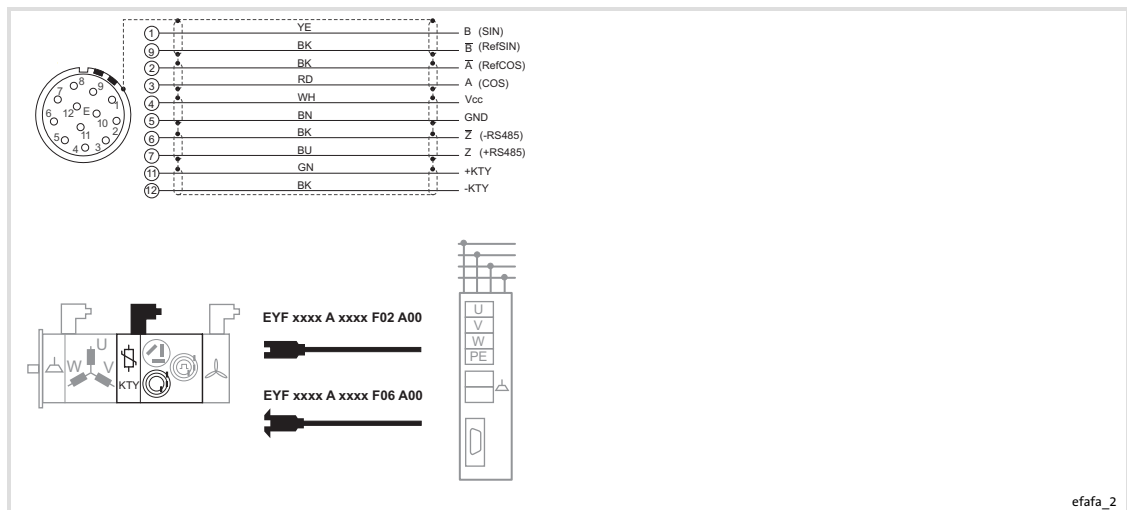


yfyaa_2

6.4 Encoder cables

6.4.1 EYF0018A..., EYF0019A...

EYF	xxxx	A	xxxx	F02 F06	A00 A00	
				xxxx	× 0,1 m	
0018	4(2×0.14 mm ²) + (2×1.0 mm ²) [4(2×AWG 26) + (2×AWG 18)]				11.4 mm	
0019	4(2×0.14 mm ²) + (2×1.0 mm ²) [4(2×AWG 26) + (2×AWG 18)]				10.8 mm	



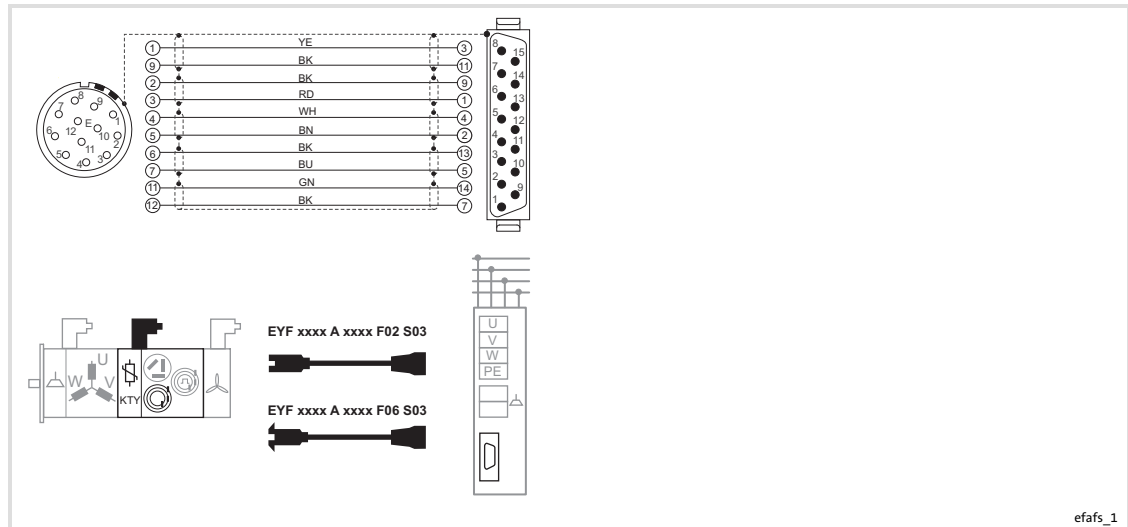
efafa_2

System cable wiring

Encoder cables

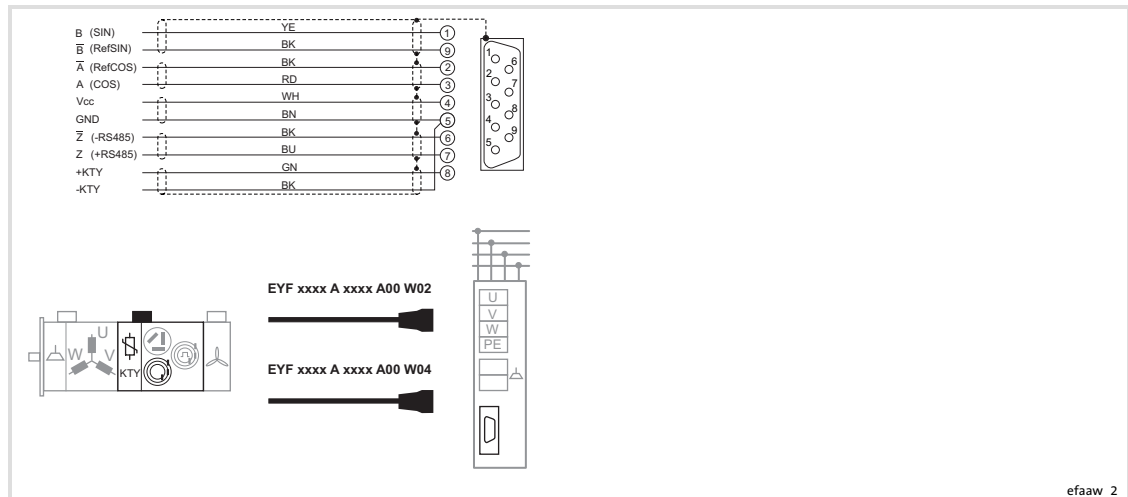
EYF0018A..., EYF0019A...

EYF	xxxx	A	xxxx	F02 F06	S03 S03	
			xxxx	× 0.1 m		
0018	4(2×0.14 mm ²) + (2×1.0 mm ²) [4(2×AWG 26) + (2×AWG 18)]				11.4 mm	
0019	4(2×0.14 mm ²) + (2×1.0 mm ²) [4(2×AWG 26) + (2×AWG 18)]				10.8 mm	



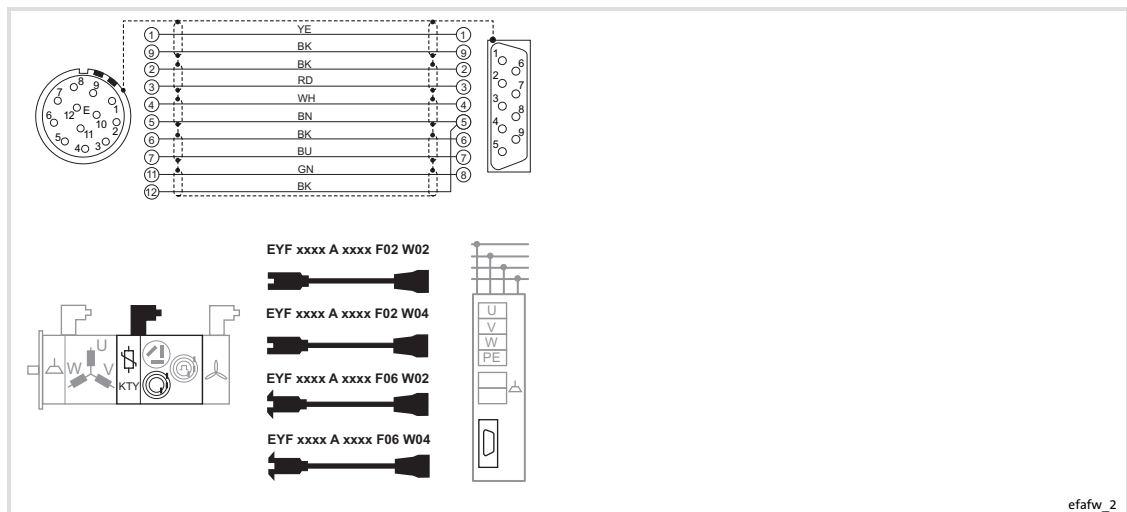
efafs_1

EYF	xxxx	A	xxxx	A00 A00	W02 W04	
			xxxx	× 0.1 m		
0018	4(2×0.14 mm ²) + (2×1.0 mm ²) [4(2×AWG 26) + (2×AWG 18)]				11.4 mm	
0019	4(2×0.14 mm ²) + (2×1.0 mm ²) [4(2×AWG 26) + (2×AWG 18)]				10.8 mm	



efaaw_2

EYF	xxxx	A	xxxx	F02 F02 F06 F06	W02 W04 W02 W04
				xxxx	× 0.1 m
0018	4(2×0.14 mm ²) + (2×1.0 mm ²) [4(2×AWG 26) + (2×AWG 18)]			11.4 mm	
0019	4(2×0.14 mm ²) + (2×1.0 mm ²) [4(2×AWG 26) + (2×AWG 18)]			10.8 mm	

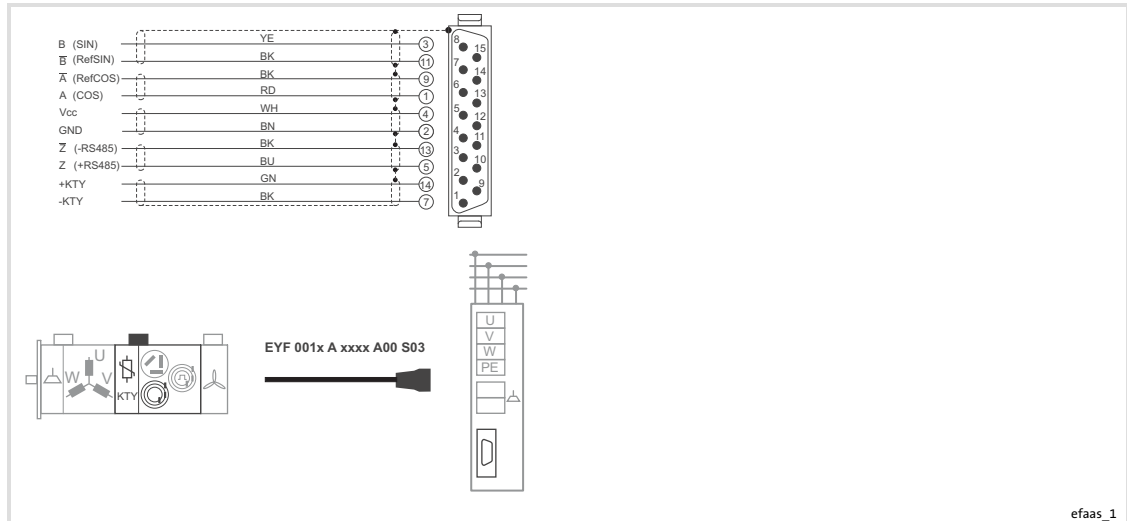


System cable wiring

Encoder cables

EYF0018A..., EYF0019A...

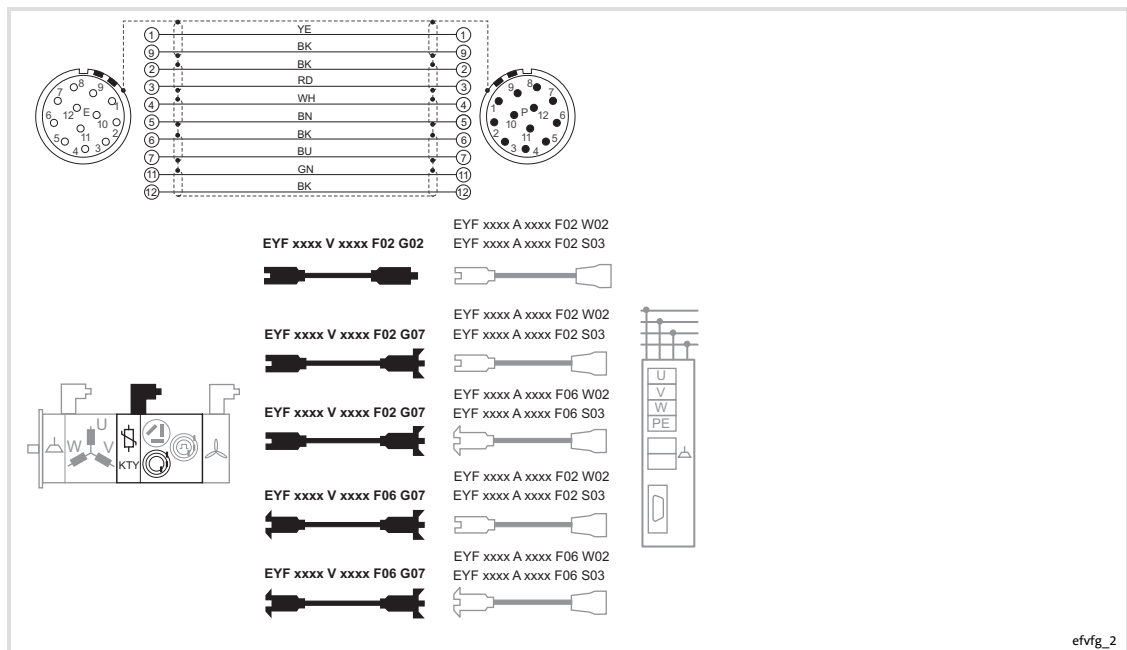
EYF	xxxx	A	xxxx	A00	S03	
			xxxx	× 0.1 m		
0018	4(2×0.14 mm ²) + (2×1.0 mm ²) [4(2×AWG 26) + (2×AWG 18)]			11.4 mm		
0019	4(2×0.14 mm ²) + (2×1.0 mm ²) [4(2×AWG 26) + (2×AWG 18)]			10.8 mm		



efaas_1

6.4.2 EYF0018V..., EYF0019V...

EYF	xxxx	V	xxxx	F02 F02 F06	G02 G07 G07	
			xxxx	× 0.1 m		
0018	4(2×0.14 mm ²) + (2×1.0 mm ²) [4(2×AWG 26) + (2×AWG 18)]			11.4 mm		
0019	4(2×0.14 mm ²) + (2×1.0 mm ²) [4(2×AWG 26) + (2×AWG 18)]			10.8 mm		



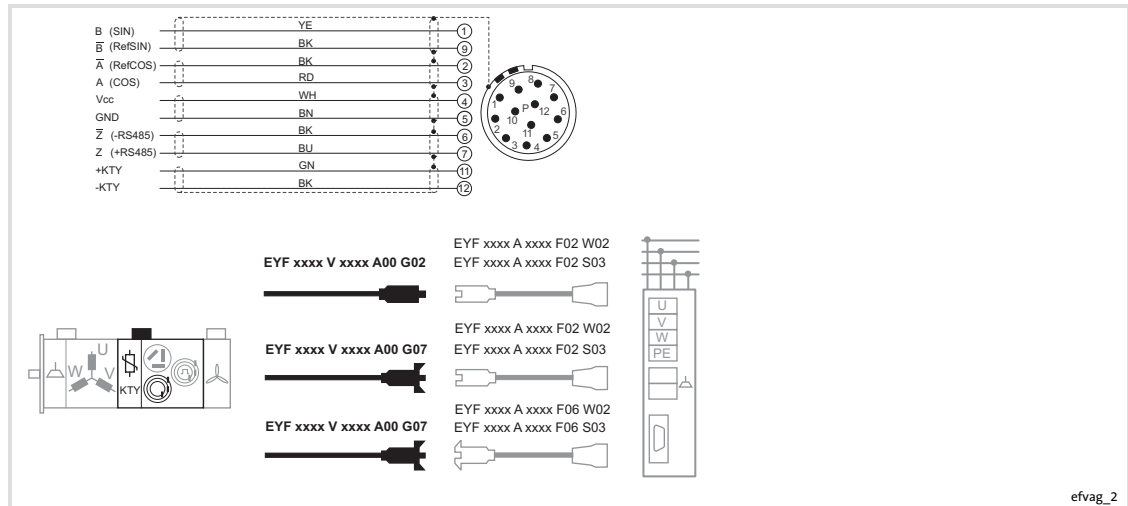
efvfg_2

System cable wiring

Encoder cables

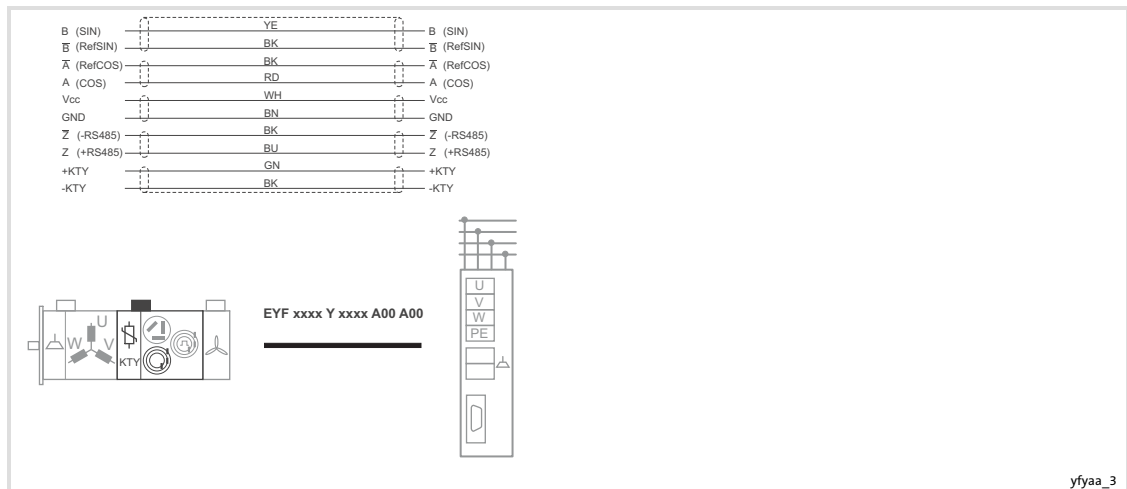
EYF0018V..., EYF0019V...

EYF	xxxx	V	xxxx	A00 A00	G02 G07	
			xxxx	× 0.1 m		
0018				4(2×0.14 mm ²) + (2×1.0 mm ²) [4(2×AWG 26) + (2×AWG 18)]	11.4 mm	
0019				4(2×0.14 mm ²) + (2×1.0 mm ²) [4(2×AWG 26) + (2×AWG 18)]	10.8 mm	



6.4.3 EYF0018Y..., EYF0019Y...

EYF	xxxx	Y	xxxx	A00	A00	
			xxxx	× 0.1 m		
0018	4(2×0.14 mm ²) + (2×1.0 mm ²) [4(2×AWG 26) + (2×AWG 18)]				11.4 mm	
0019	4(2×0.14 mm ²) + 2(1×1.0 mm ²) [4(2×AWG 26) + 2(1×AWG 18)]				10.8 mm	



yfyaa_3

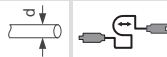
6

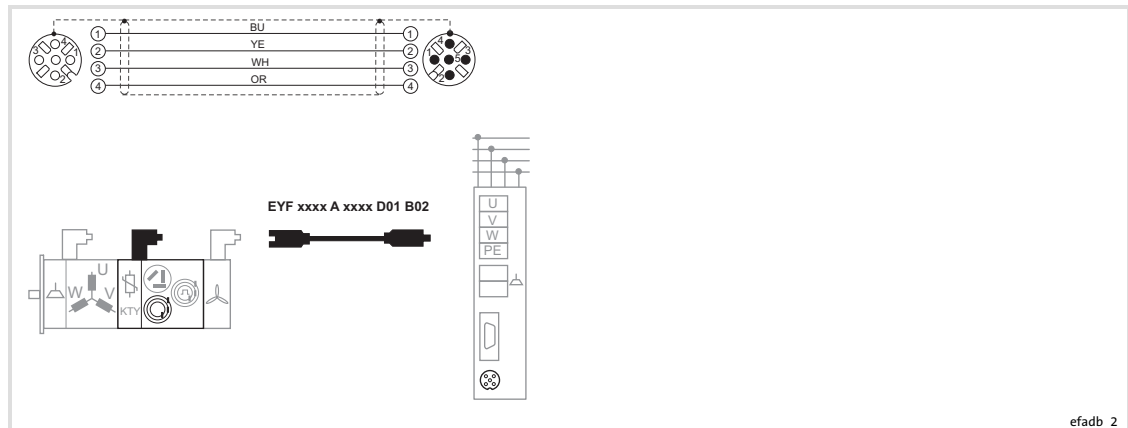
System cable wiring

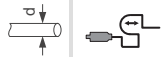
Encoder cables
EYF0048A...

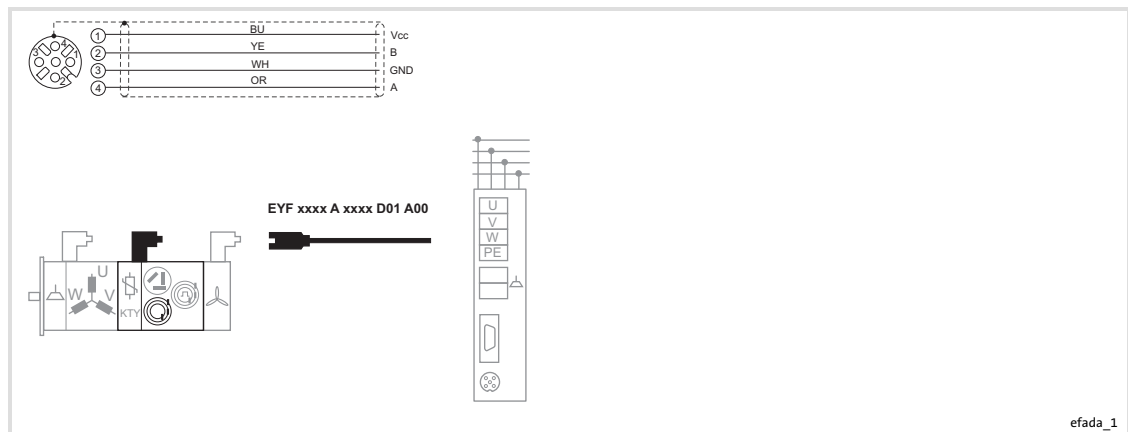
6.4.4

EYF0048A...

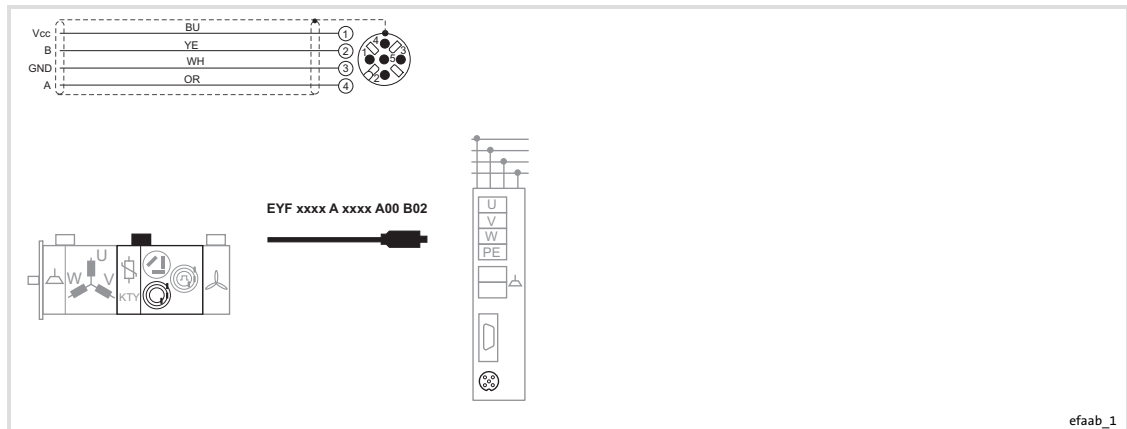
EYF	xxxx	A	xxxx	D01	B02
			xxxx	× 0.1 m	
0048	(2 × 2 × 0.34 mm ²) [(2 × 2 × AWG22)]			6.5 mm	



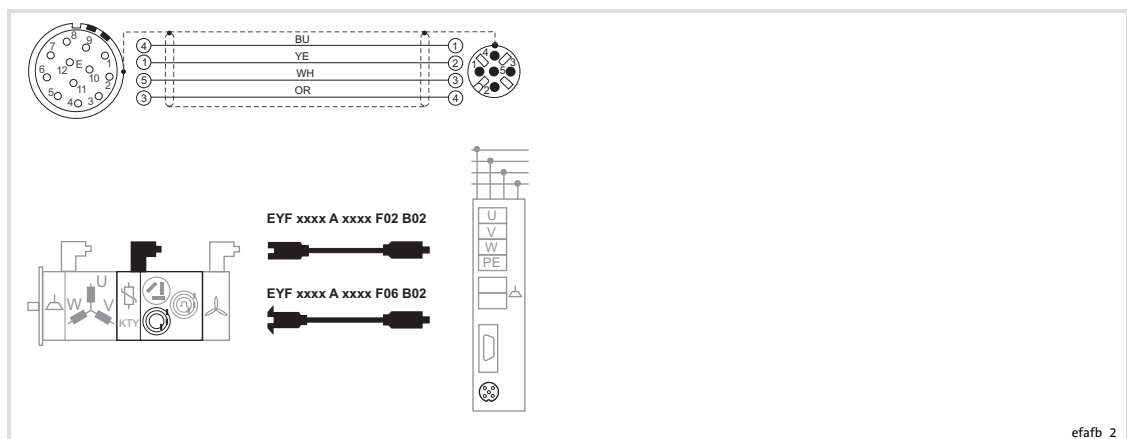
EYF	xxxx	A	xxxx	D01	A00
			xxxx	× 0.1 m	
0048	(2 × 2 × 0.34 mm ²) [(2 × 2 × AWG22)]			6.5 mm	



EYF	xxxx	A	xxxx	A00	B02	
			xxxx × 0.1 m			
0048	(2 × 2 × 0.34 mm ²) [(2 × 2 × AWG22)]			6.5 mm		



EYF	xxxx	A	xxxx	F02 F06	B02	
			xxxx × 0.1 m			
0048	(2 × 2 × 0.34 mm ²) [(2 × 2 × AWG22)]			6.5 mm		

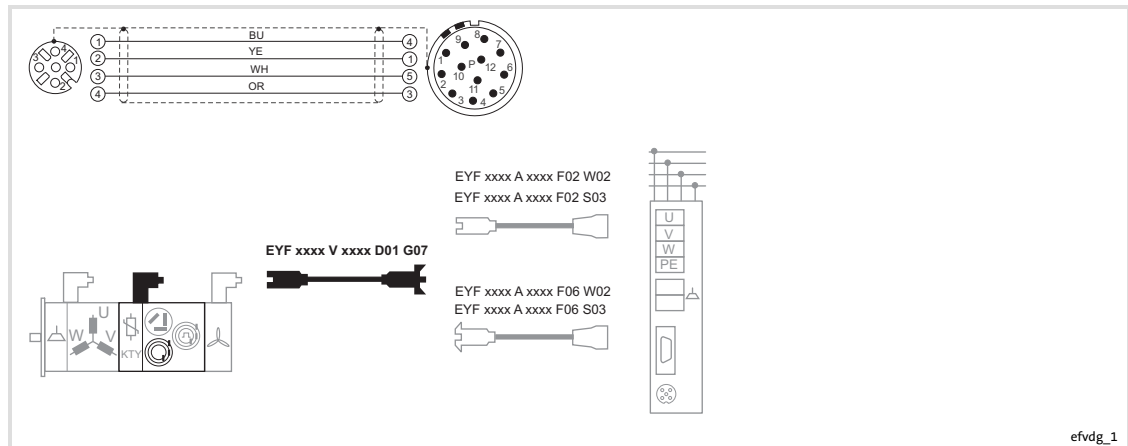


6 System cable wiring

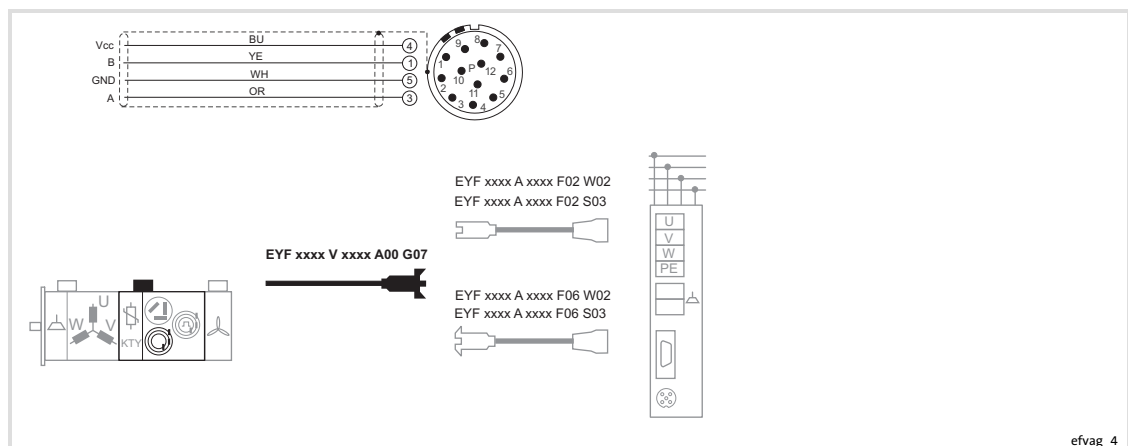
Encoder cables
EYF0048V...

6.4.5 EYF0048V...

EYF	xxxx	V	xxxx	D01	G07
			xxxx	× 0.1 m	
0048	$(2 \times 2 \times 0.34 \text{ mm}^2)$ $[(2 \times 2 \times \text{AWG22})]$			6.5 mm	

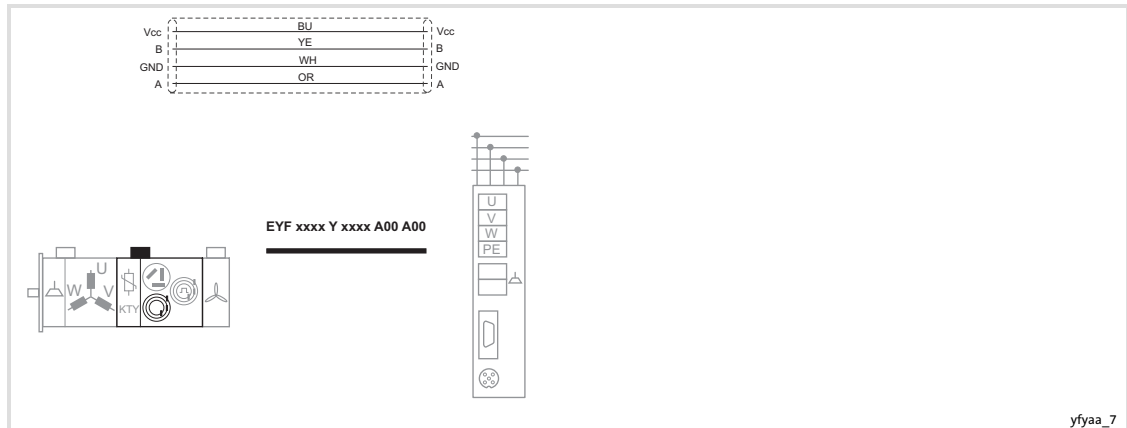


EYF	xxxx	V	xxxx	A00	G07
			xxxx	× 0.1 m	
0048	$(2 \times 2 \times 0.34 \text{ mm}^2)$ $[(2 \times 2 \times \text{AWG22})]$			6.5 mm	



6.4.6 EYF0048Y...

EYF	xxxx	Y	xxxx	A00	A00	
			xxxx			
			xxxx × 0.1 m			
0048	(2 × 2 × 0.34 mm ²) [(2 × 2 × AWG22)]			6.5 mm		



6

System cable wiring

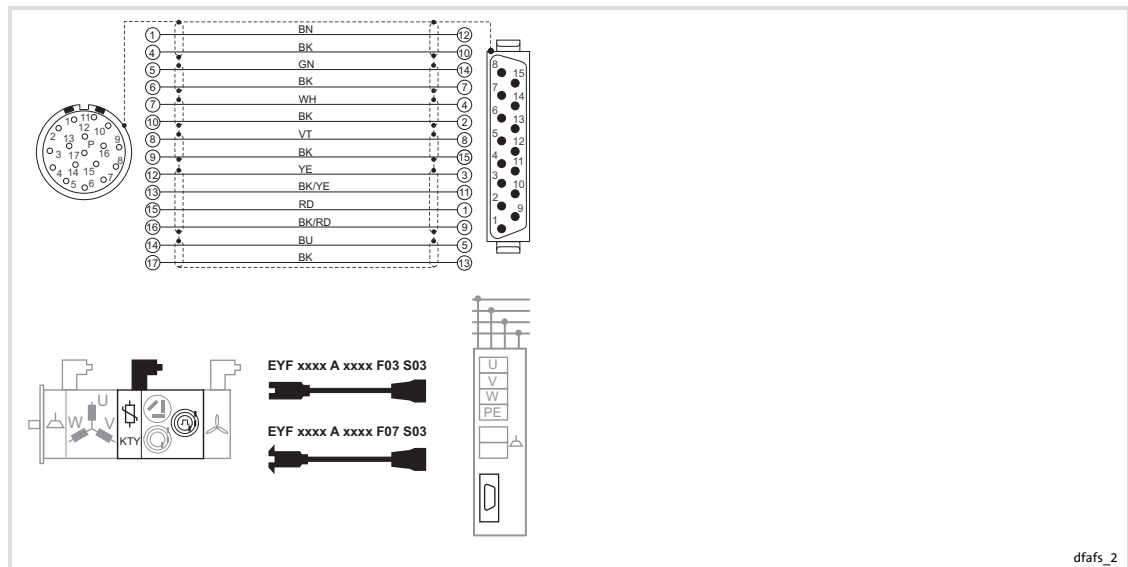
Encoder cables

EYF0021A..., EYF0024A... (EnDat)

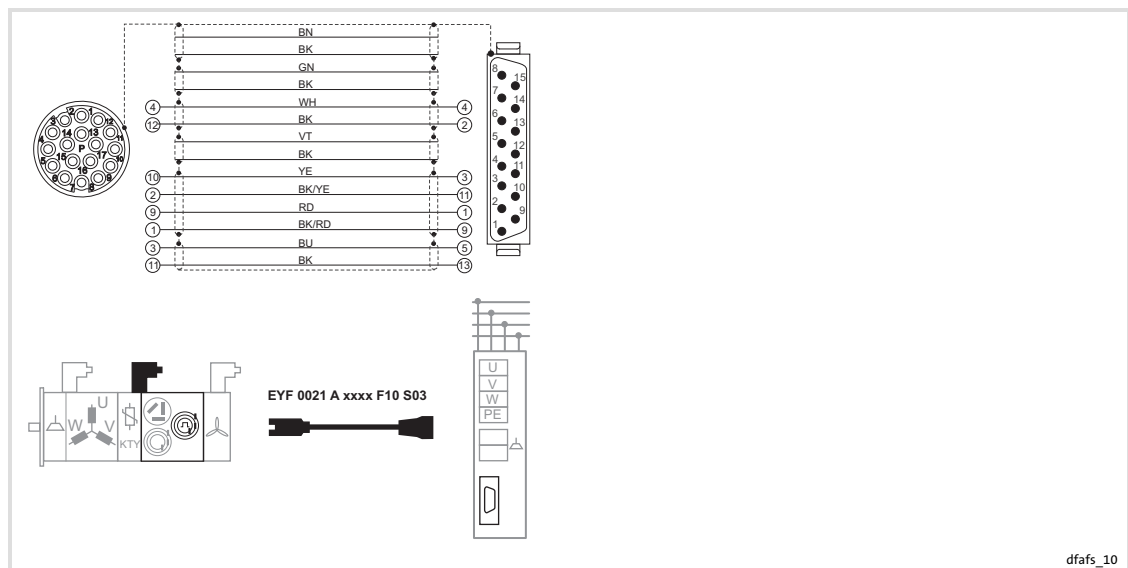
6.4.7

EYF0021A..., EYF0024A... (EnDat)

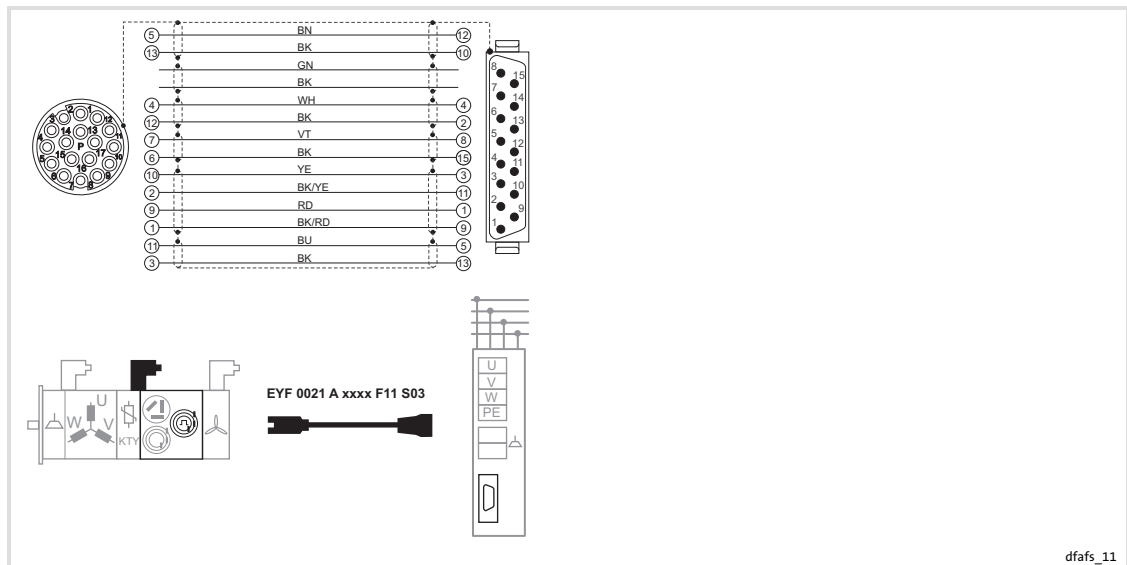
EYF	xxxx	A	xxxx	F03 F07	S03 S03
			xxxx	× 0,1 m	
0021	3(2×0,14 mm ²) + (4×0,14 mm ²) + 2(2×0,5 mm ²) [3(2×AWG 26) + (4×AWG 26) + 2(2×AWG 20)]			12,0 mm	



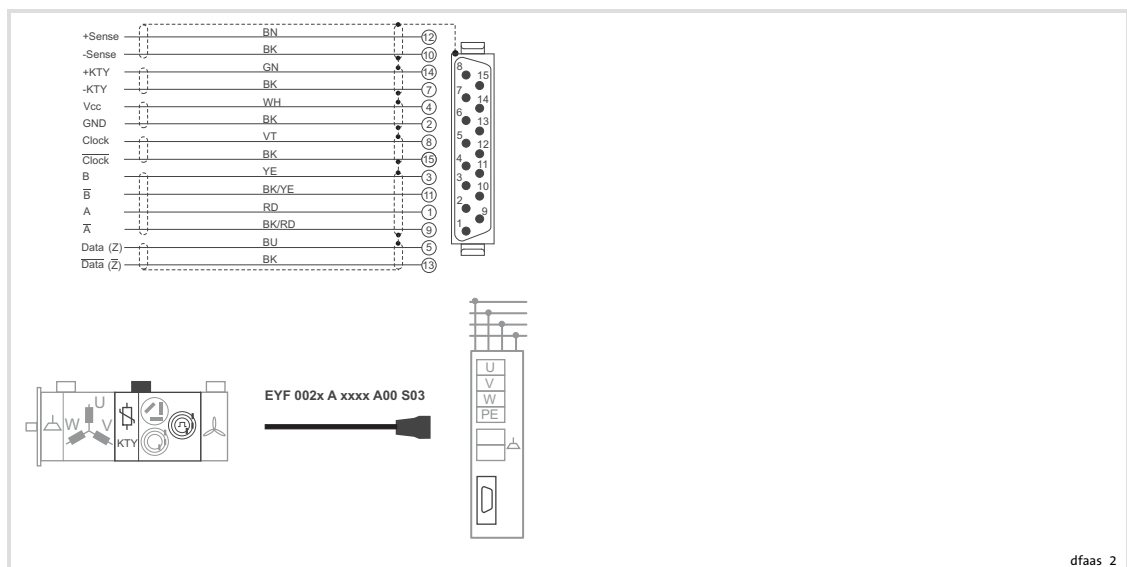
EYF	xxxx	A	xxxx	F10	S03
			xxxx	× 0,1 m	
0021	3(2×0,14 mm ²) + (4×0,14 mm ²) + 2(2×0,5 mm ²) [3(2×AWG 26) + (4×AWG 26) + 2(2×AWG 20)]			12,0 mm	



EYF	xxxx	A	xxxx	F11	S03	
			xxxx × 0,1 m			
0021	3(2×0,14 mm ²) + (4×0,14 mm ²) + 2(2×0,5 mm ²) [3(2×AWG 26) + (4×AWG 26) + 2(2×AWG 20)]			12,0 mm		



EYF	002x	A	xxxx	A00	S03	
			xxxx × 0,1 m			
0021	3(2×0,14 mm ²) + (4×0,14 mm ²) + 2(2×0,5 mm ²) [3(2×AWG 26) + (4×AWG 26) + 2(2×AWG 20)]			12,0 mm		

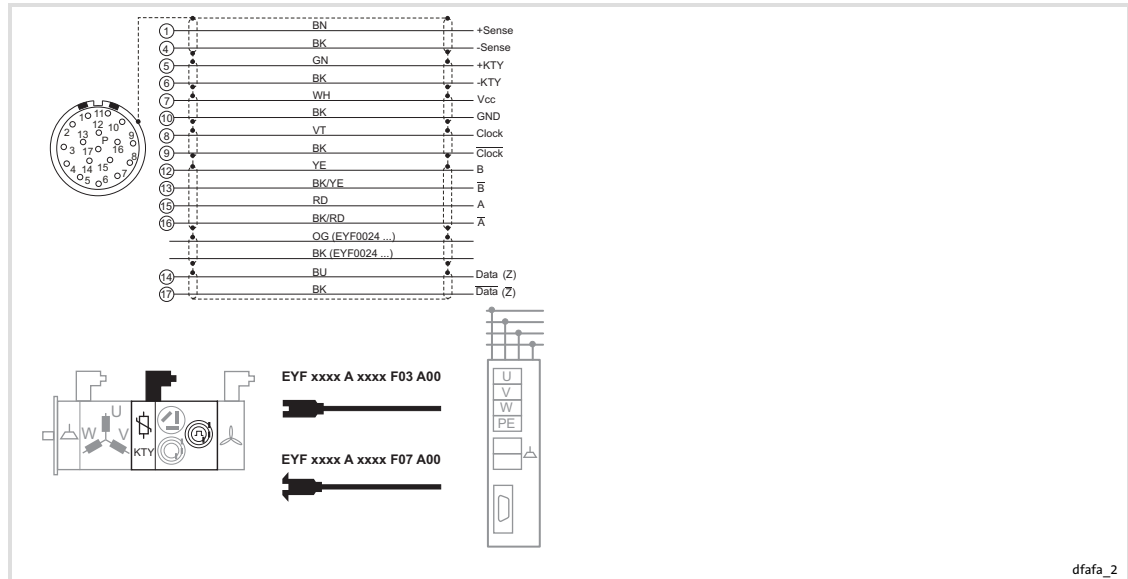


System cable wiring

Encoder cables

EYF0021A..., EYF0024A... (EnDat)

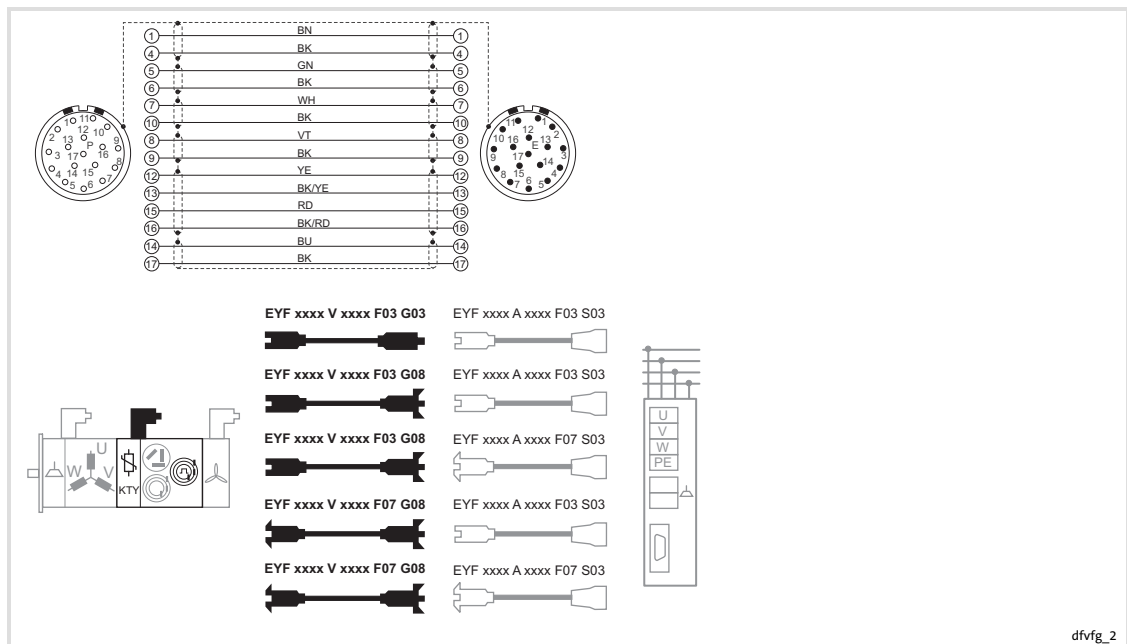
EYF	xxxx	A	xxxx	F03 F07	A00 A00	
			xxxx	× 0,1 m		
0021	3(2×0,14 mm ²) + (4×0,14 mm ²) + 2(2×0,5 mm ²) [3(2×AWG 26) + (4×AWG 26) + 2(2×AWG 20)]			12,0 mm		
0024	5(2×0,14 mm ²) + (4×0,14 mm ²) + (2×0,5 mm ²) [5(2×AWG 26) + (4×AWG 26) + (2×AWG 20)]			12,6 mm		



dfafa_2

6.4.8 EYF0021V..., EYF0024V... (EnDat)

EYF	xxxx	V	xxxx	F03 F03 F07	G03 G08 G08	
			xxxx	× 0,1 m		
0021	3(2×0,14 mm ²) + (4×0,14 mm ²) + 2(2×0,5 mm ²) [3(2×AWG 26) + (4×AWG 26) + 2(2×AWG 20)]			12,0 mm		



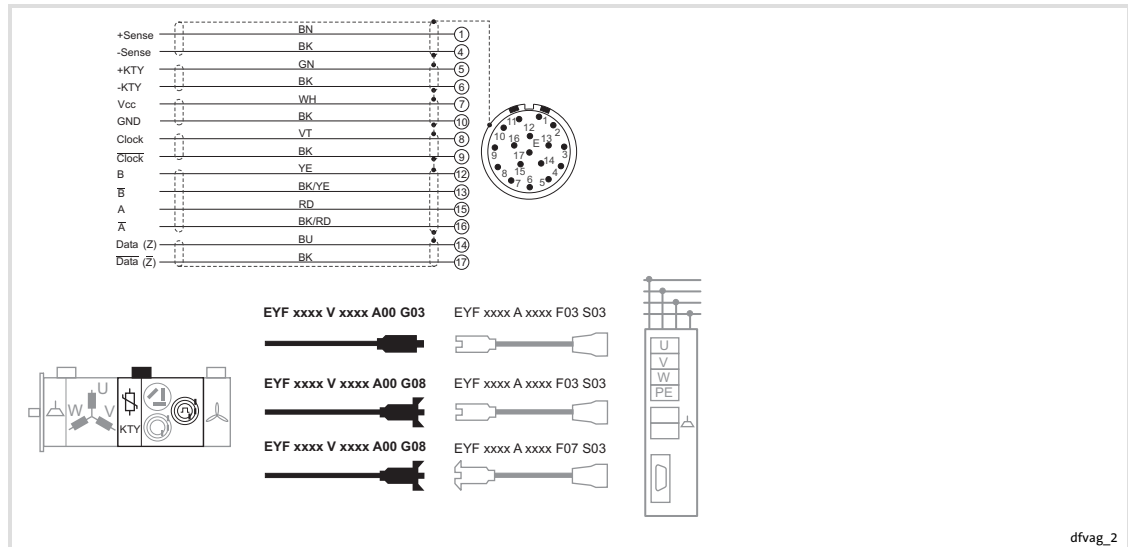
dfvfg_2

System cable wiring

Encoder cables

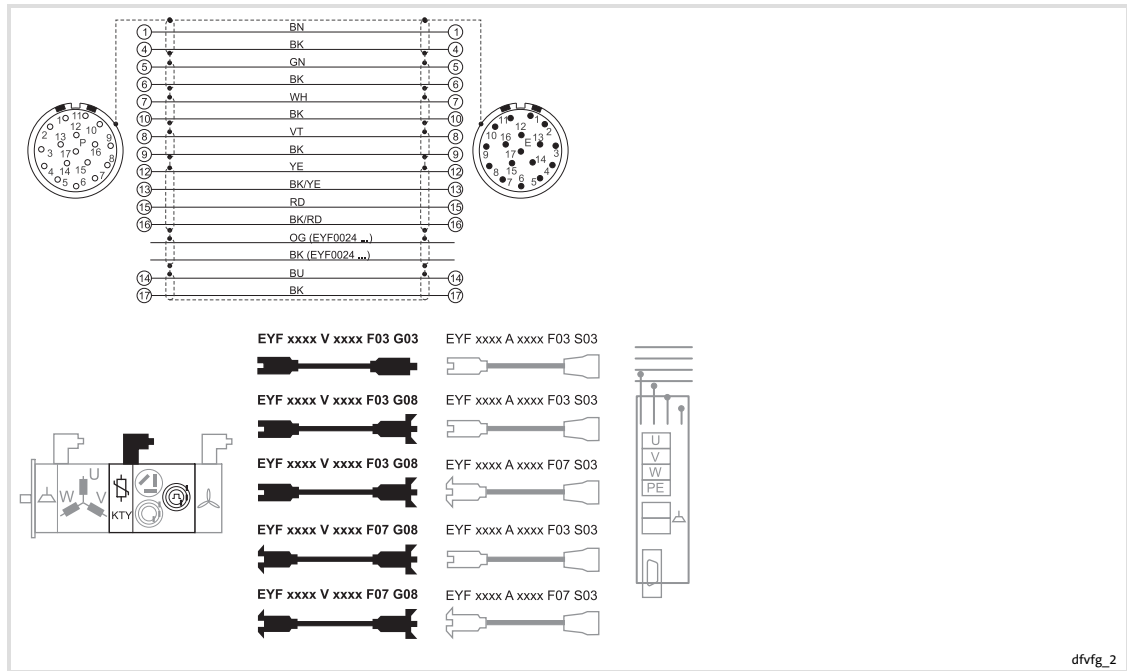
EYF0021V..., EYF0024V... (EnDat)

EYF	xxxx	V	xxxx	A00 A00	G03 G08	
			xxxx	× 0,1 m		
0021	3(2×0,14 mm ²) + (4×0,14 mm ²) + 2(2×0,5 mm ²) [3(2×AWG 26) + (4×AWG 26) + 2(2×AWG 20)]			12,0 mm		



dfvag_2

EYF	xxxx	V	xxxx	F03 F03 F07	G03 G08 G08	
			xxxx	× 0,1 m		
0021	3(2×0,14 mm ²) + (4×0,14 mm ²) + 2(2×0,5 mm ²) [3(2×AWG 26) + (4×AWG 26) + 2(2×AWG 20)]			12,0 mm		
0024	5(2×0,14 mm ²) + (4×0,14 mm ²) + (2×0,5 mm ²) [5(2×AWG 26) + (4×AWG 26) + (2×AWG 20)]			12,6 mm		



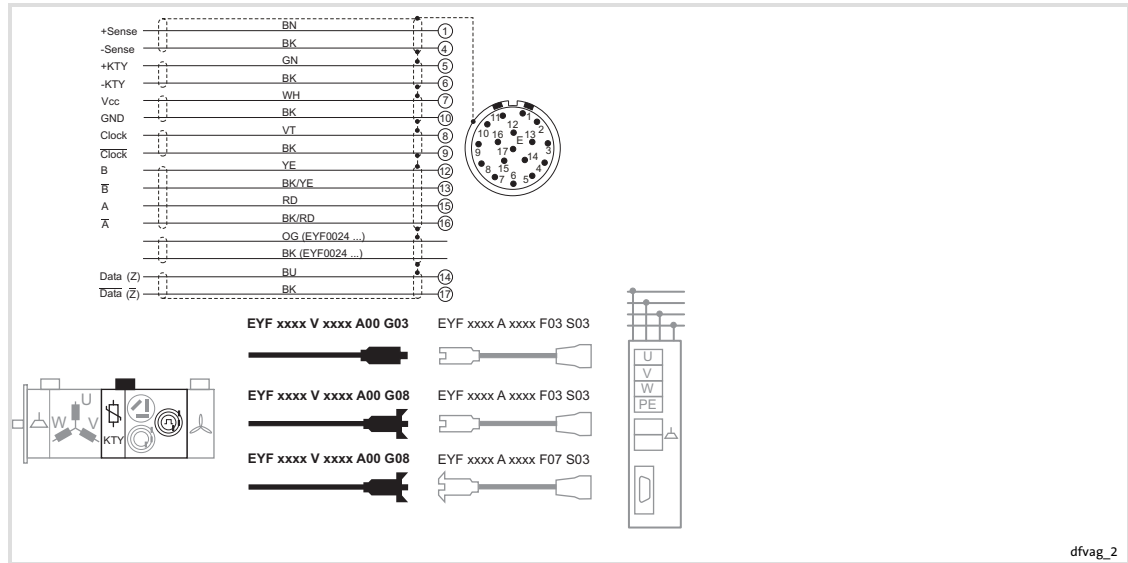
dfvfg_2

System cable wiring

Encoder cables






EYF0021V..., EYF0024V... (EnDat)

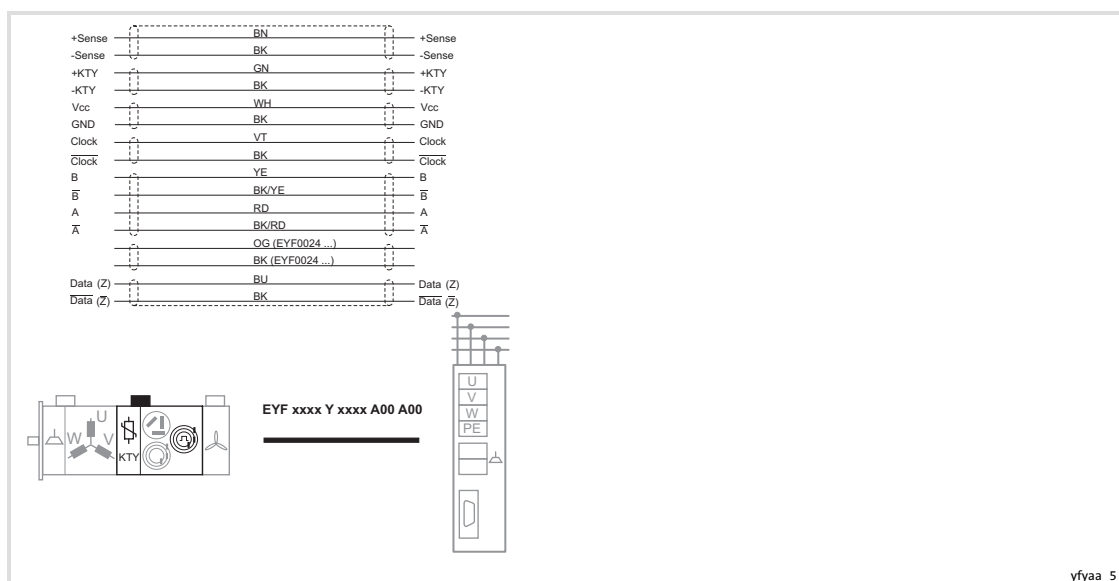
EYF	xxxx	V	xxxx	A00 A00	G03 G08	
			xxxx	× 0,1 m		
0021				$3(2 \times 0,14 \text{ mm}^2) + (4 \times 0,14 \text{ mm}^2) + 2(2 \times 0,5 \text{ mm}^2)$ [3(2×AWG 26) + (4×AWG 26) + 2(2×AWG 20)]	12,0 mm	
0024				$5(2 \times 0,14 \text{ mm}^2) + (4 \times 0,14 \text{ mm}^2) + (2 \times 0,5 \text{ mm}^2)$ [5(2×AWG 26) + (4×AWG 26) + (2×AWG 20)]	12,6 mm	



dfvag_2

6.4.9 EYF0021Y..., EYF0024Y... (EnDat)

EYF	xxxx	Y	xxxx	A00	A00	
						xxxx × 0.1 m 
0021	3(2×0.14 mm ²) + (4×0.14 mm ²) + 2(2×0.5 mm ²) [3(2×AWG 26) + (4×AWG 26) + 2(2×AWG 20)]			12.0 mm		
0024	5(2×0.14 mm ²) + (4×0.14 mm ²) + (2×0.5 mm ²) [5(2×AWG 26) + (4×AWG 26) + (2×AWG 20)]			12.6 mm		



yfyaa_5

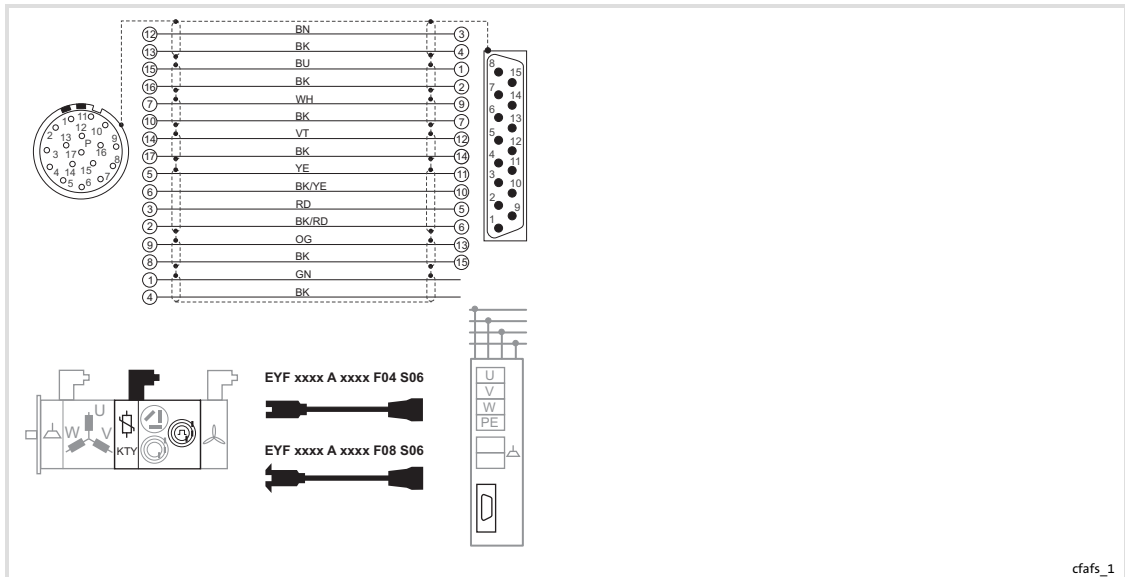
6 System cable wiring

Encoder cables

EYF0023A..., EYF0024A... (Renco)

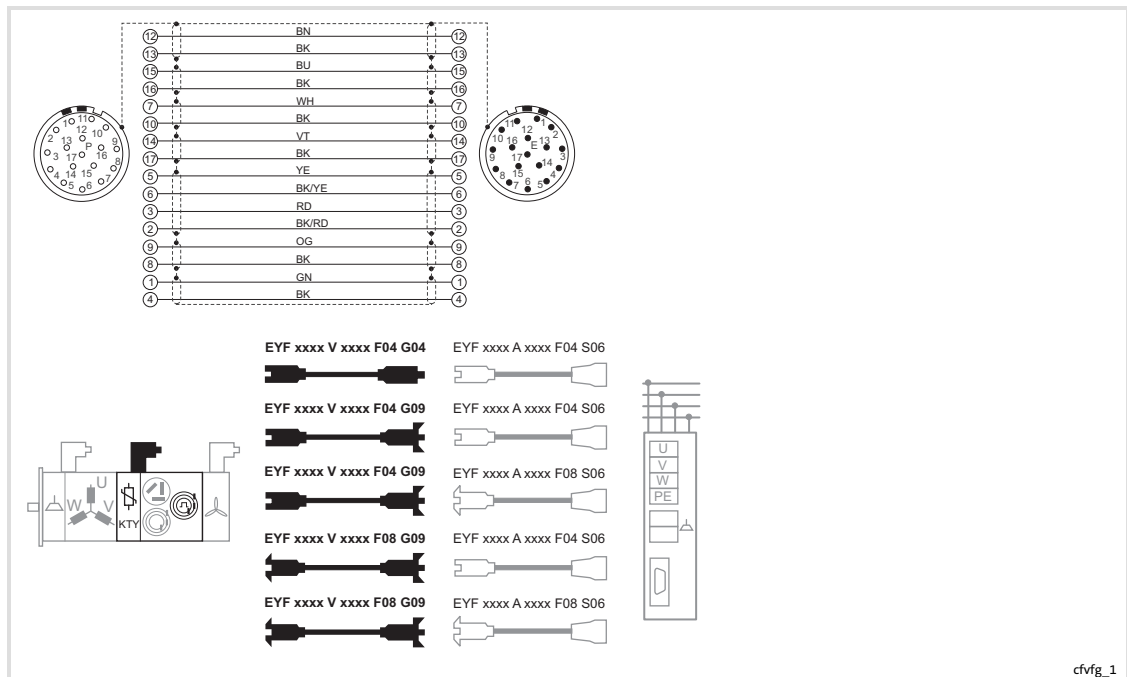
6.4.10 EYF0023A..., EYF0024A... (Renco)

EYF	xxxx	A	xxxx	F04 F08	S06 S06	
			xxxx	× 0,1 m		
0023	5(2×0,14 mm ²) + (4×0,14 mm ²) + (2×0,5 mm ²) [5(2×AWG 26) + (4×AWG 26) + (2×AWG 20)]			12,6 mm		



cfafs_1

EYF	xxxx	V	xxxx	F04 F04 F08	G04 G09 G09
			xxxx	× 0,1 m	
0023	5(2×0,14 mm ²) + (4×0,14 mm ²) + (2×0,5 mm ²) [5(2×AWG 26) + (4×AWG 26) + (2×AWG 20)]			12,6 mm	
0024	5(2×0,14 mm ²) + (4×0,14 mm ²) + (2×0,5 mm ²) [5(2×AWG 26) + (4×AWG 26) + (2×AWG 20)]				




System cable wiring

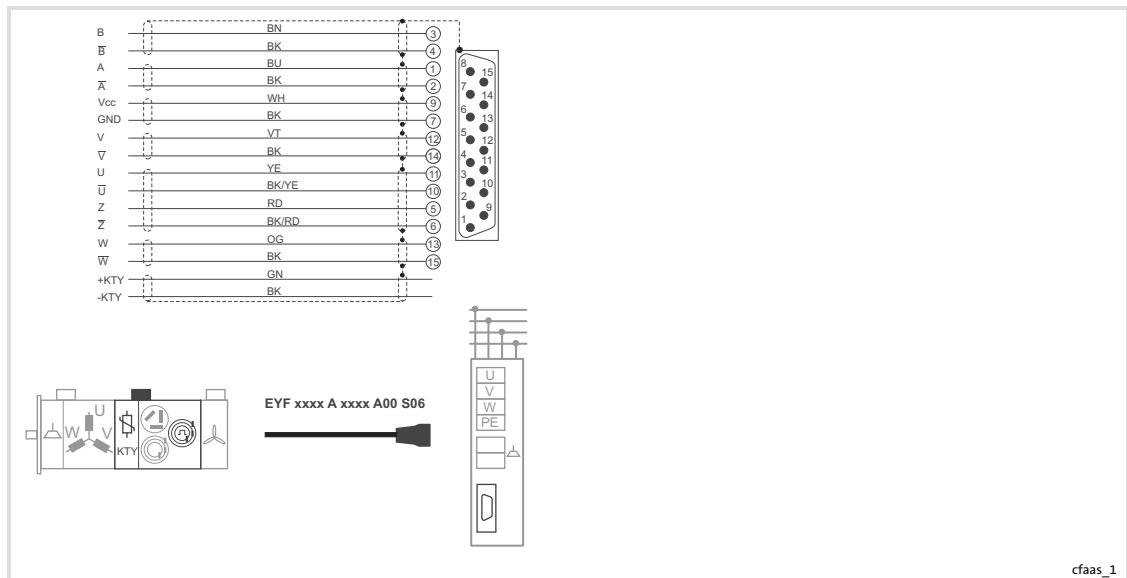
Encoder cables

EYF0023A..., EYF0024A... (Renco)

EYF	xxxx	A	xxxx	F04 F08	A00 A00	
			xxxx	× 0,1 m		
0023	5(2×0,14 mm ²) + (4×0,14 mm ²) + (2×0,5 mm ²) [5(2×AWG 26) + (4×AWG 26) + (2×AWG 20)]			12,6 mm		
0024	5(2×0,14 mm ²) + (4×0,14 mm ²) + (2×0,5 mm ²) [5(2×AWG 26) + (4×AWG 26) + (2×AWG 20)]					



EYF	xxxx	A	xxxx	A00	S06	
			xxxx	× 0,1 m		
0023	5(2×0,14 mm ²) + (4×0,14 mm ²) + (2×0,5 mm ²) [5(2×AWG 26) + (4×AWG 26) + (2×AWG 20)]			12,6 mm		



cfaas_1

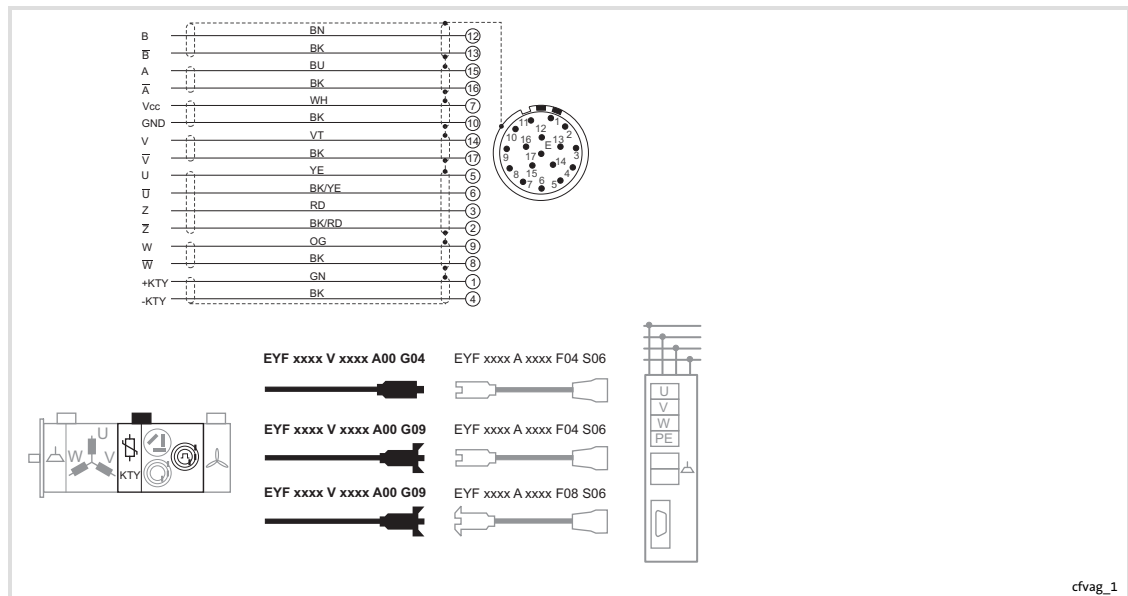
6 System cable wiring

Encoder cables

EYF0023V..., EYF0024V... (Renco)

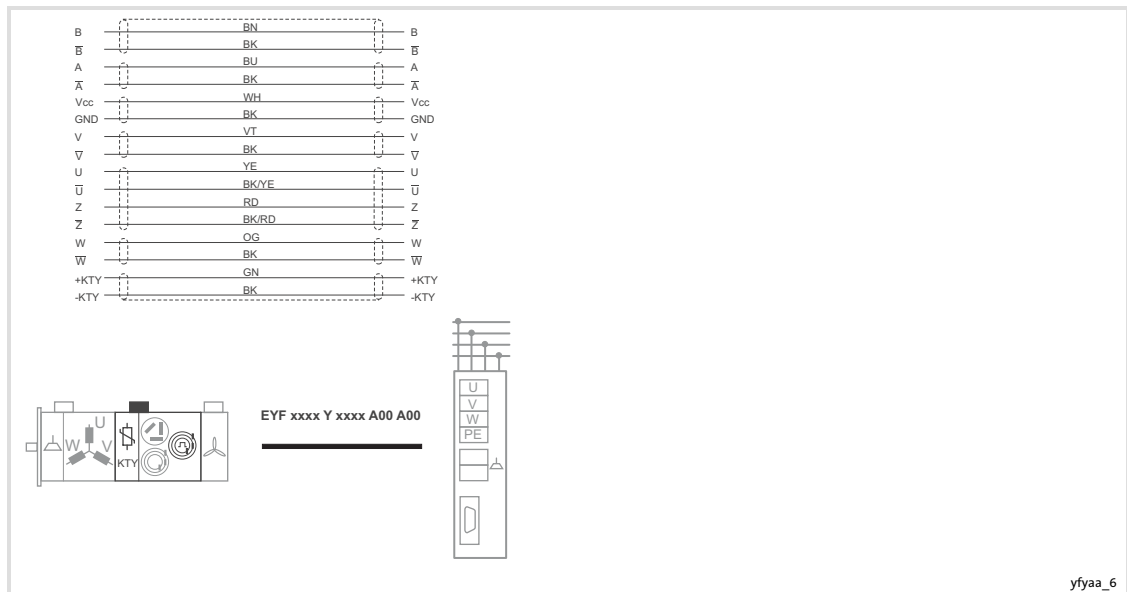
6.4.11 EYF0023V..., EYF0024V... (Renco)

EYF	xxxx	V	xxxx	A00 A00	G04 G09	
				xxxx	× 0,1 m	
0023	5(2×0,14 mm ²) + (4×0,14 mm ²) + (2×0,5 mm ²) [5(2×AWG 26) + (4×AWG 26) + (2×AWG 20)]			12,6 mm		
0024	5(2×0,14 mm ²) + (4×0,14 mm ²) + (2×0,5 mm ²) [5(2×AWG 26) + (4×AWG 26) + (2×AWG 20)]					



6.4.12 EYF0023Y..., EYF0024Y... (Renco)

EYF	xxxx	Y	xxxx	A00	A00	
			xxxx	× 0.1 m		
0023	5(2×0.14 mm ²) + (4×0.14 mm ²) + (2×0.5 mm ²) [5(2×AWG 26) + (4×AWG 26) + (2×AWG 20)]			12.6 mm		
0024	5(2×0.14 mm ²) + (4×0.14 mm ²) + (2×0.5 mm ²) [5(2×AWG 26) + (4×AWG 26) + (2×AWG 20)]					



yfyaa_6

6 System cable wiring

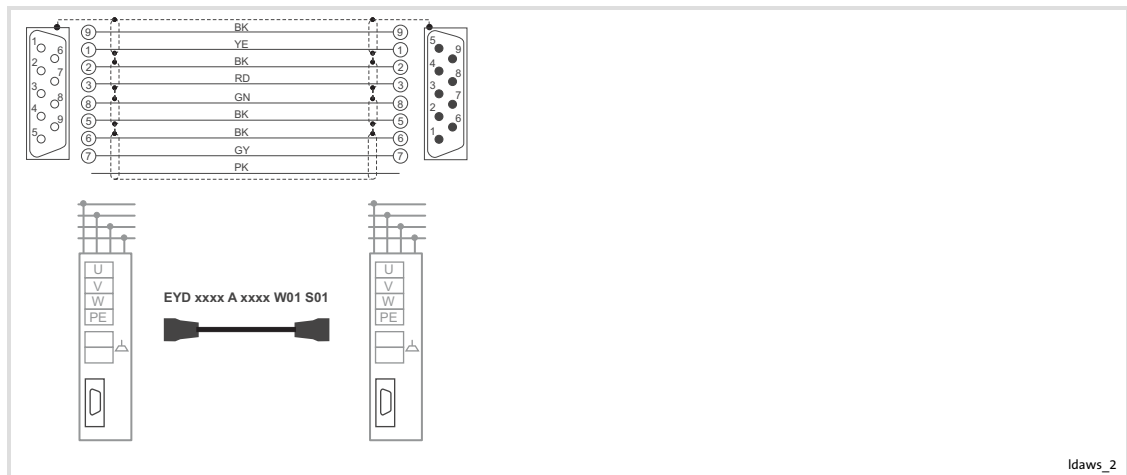
Digital frequency cables

EYL0017A...

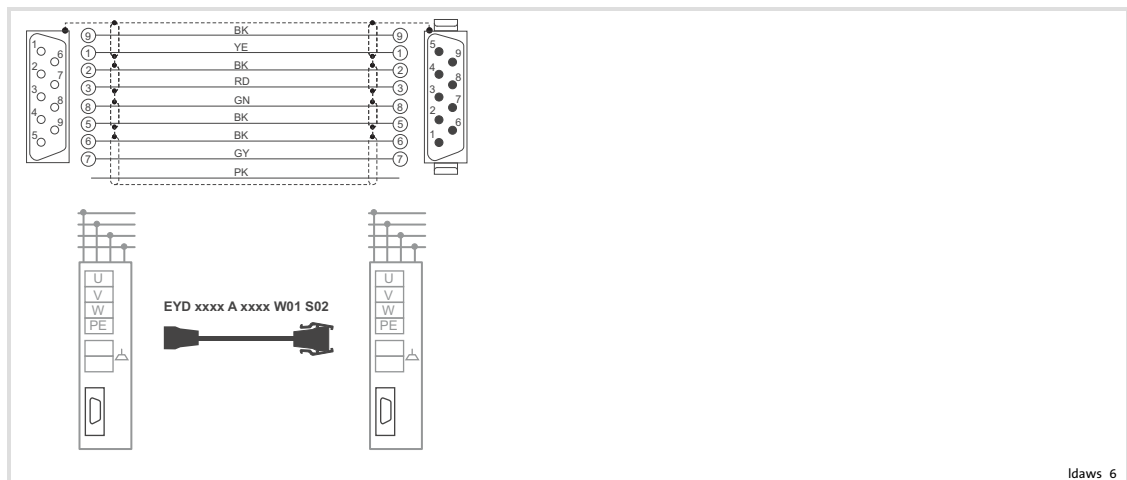
6.5 Digital frequency cables

6.5.1 EYL0017A...

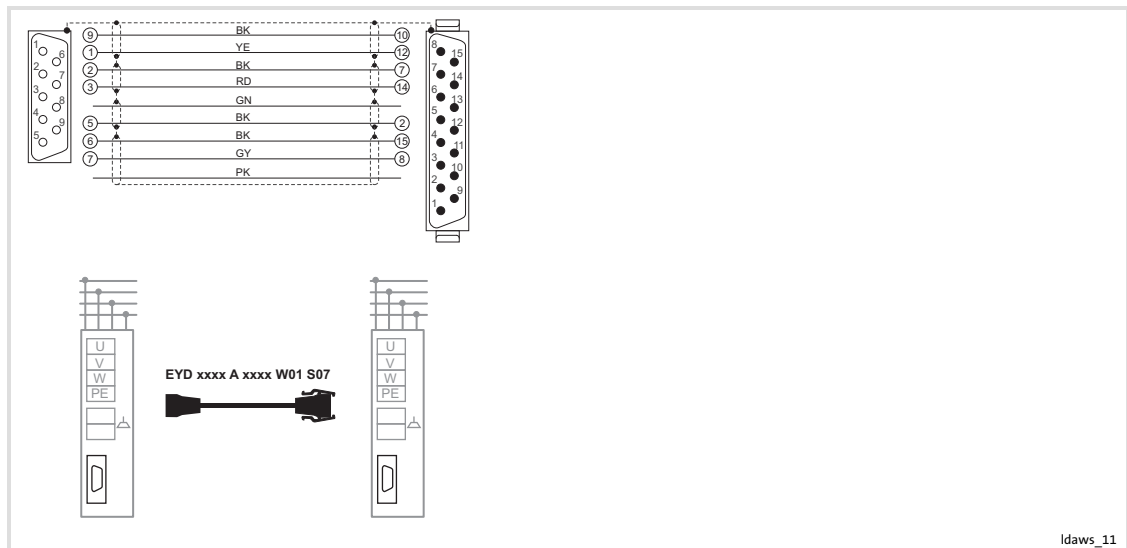
EYD	xxxx	A	xxxx	W01	S01
			xxxx	× 0,1 m	
0017	3(2×0,14 mm ²) + (3×0,14 mm ²) [3(2×AWG 26) + (3×AWG 26)]			9,4 mm	



EYD	xxxx	A	xxxx	W01	S02
			xxxx	× 0,1 m	
0017	3(2×0,14 mm ²) + (3×0,14 mm ²) [3(2×AWG 26) + (3×AWG 26)]			9,4 mm	

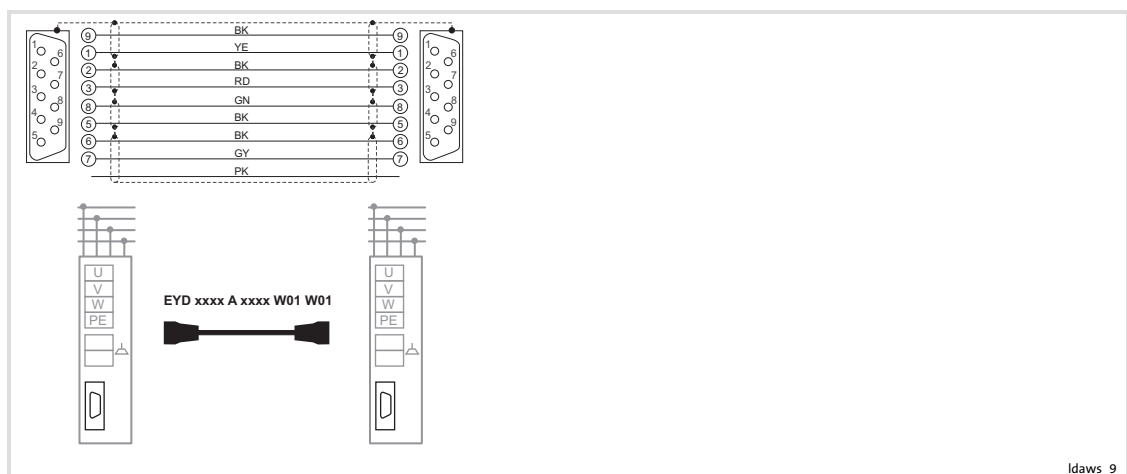


EYD	xxxx	A	xxxx	W01	S07	
			xxxx	× 0.1 m		
0017	3(2×0.14 mm ²) + (3×0.14 mm ²) [3(2×AWG 26) + (3×AWG 26)]			9.4 mm		



ldaws_11

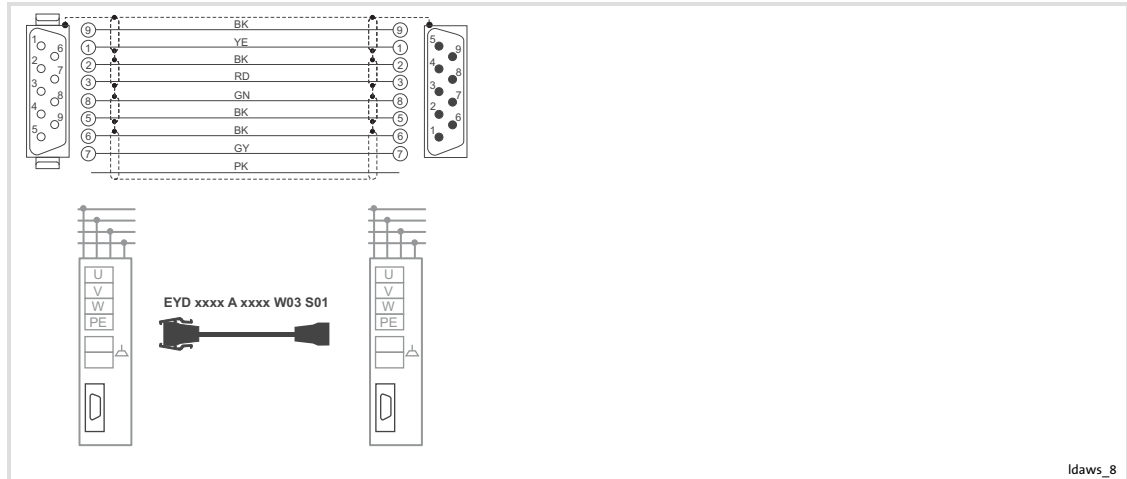
EYD	xxxx	A	xxxx	W01	W01	
			xxxx	× 0,1 m		
0017	3(2×0,14 mm ²) + (3×0,14 mm ²) [3(2×AWG 26) + (3×AWG 26)]			9,4 mm		



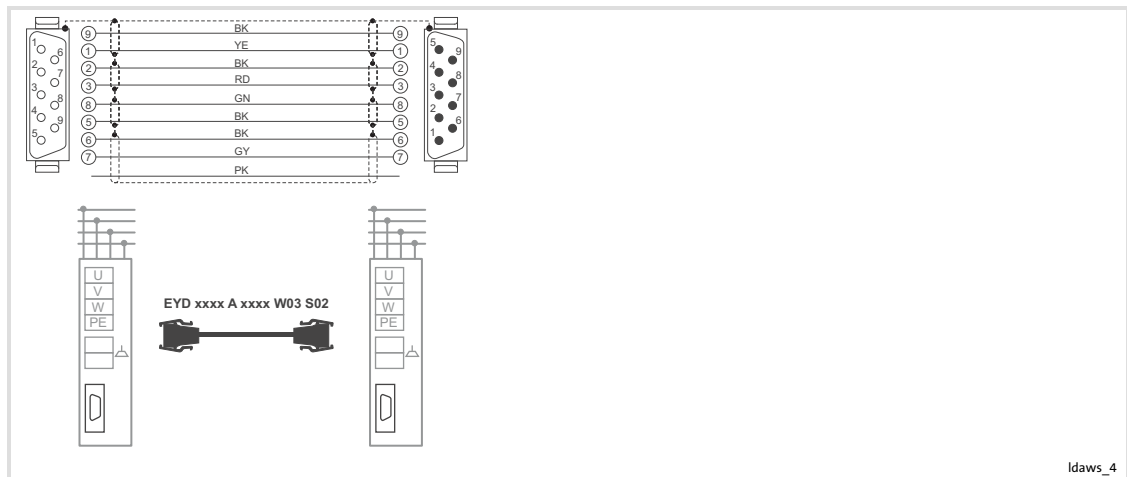
ldaws_9

System cable wiring
 Digital frequency cables
 EYL0017A...

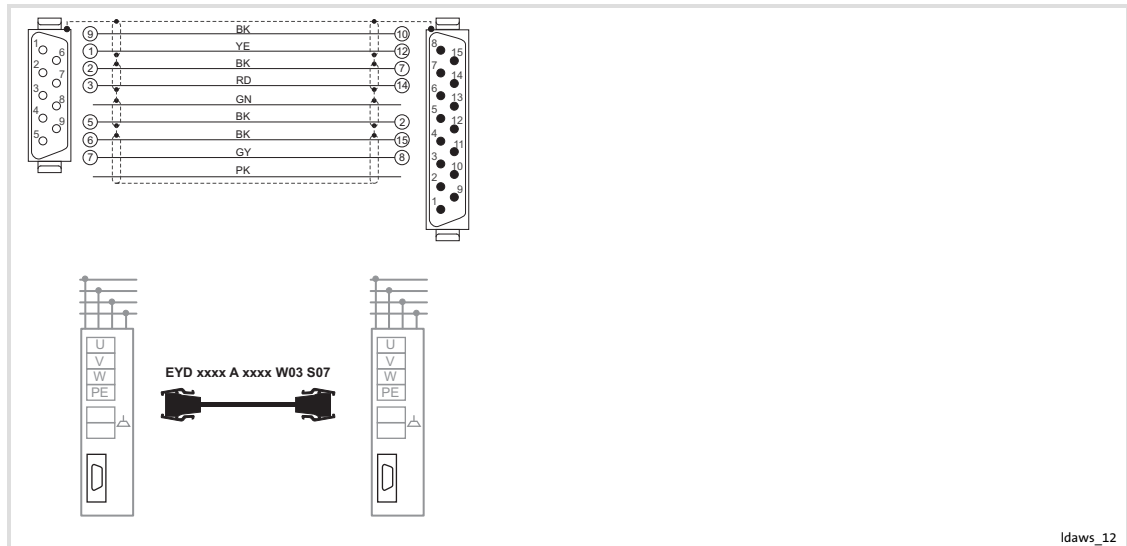
EYD	xxxx	A	xxxx	W03	S01	
			xxxx	× 0,1 m		
0017	3(2×0,14 mm ²) + (3×0,14 mm ²) [3(2×AWG 26) + (3×AWG 26)]			9,4 mm		



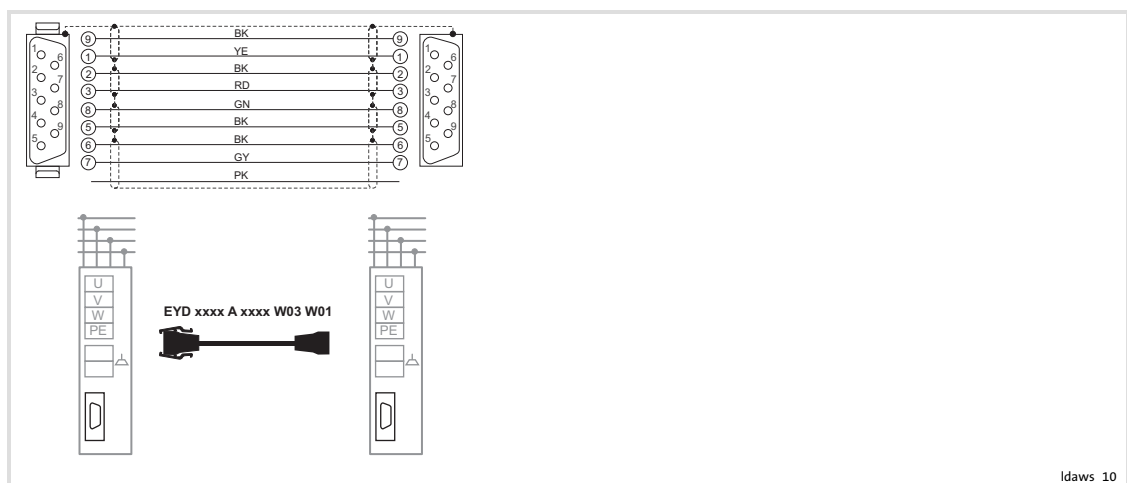
EYD	xxxx	A	xxxx	W03	S02	
			xxxx	× 0,1 m		
0017	3(2×0,14 mm ²) + (3×0,14 mm ²) [3(2×AWG 26) + (3×AWG 26)]			9,4 mm		



EYD	xxxx	A	xxxx	W03	S07	
			xxxx	× 0.1 m		
0017	3(2×0.14 mm ²) + (3×0.14 mm ²) [3(2×AWG 26) + (3×AWG 26)]			9.4 mm		

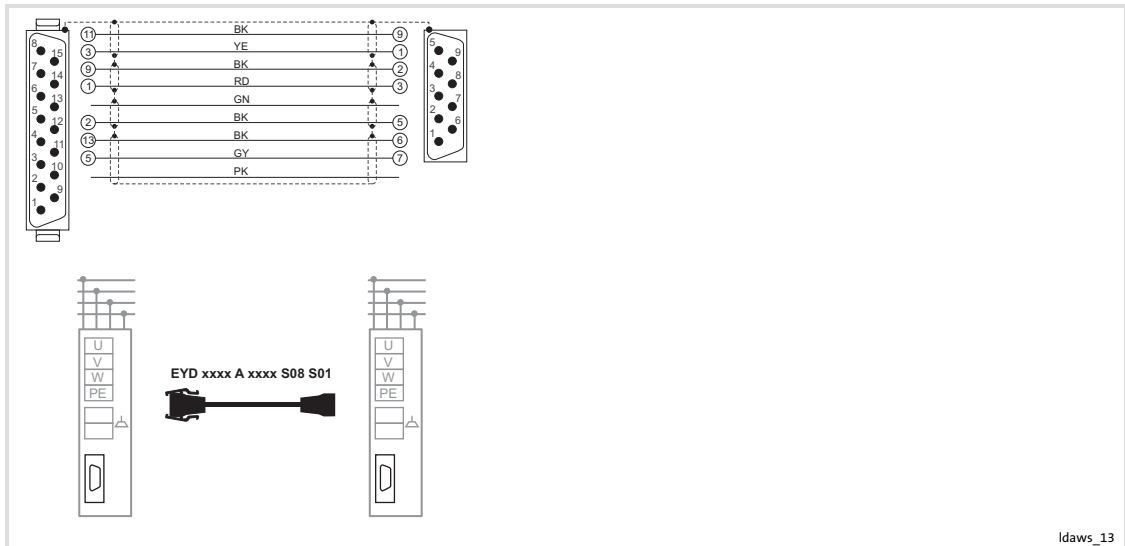


EYD	xxxx	A	xxxx	W03	W01	
			xxxx	× 0,1 m		
0017	3(2×0,14 mm ²) + (3×0,14 mm ²) [3(2×AWG 26) + (3×AWG 26)]			9,4 mm		

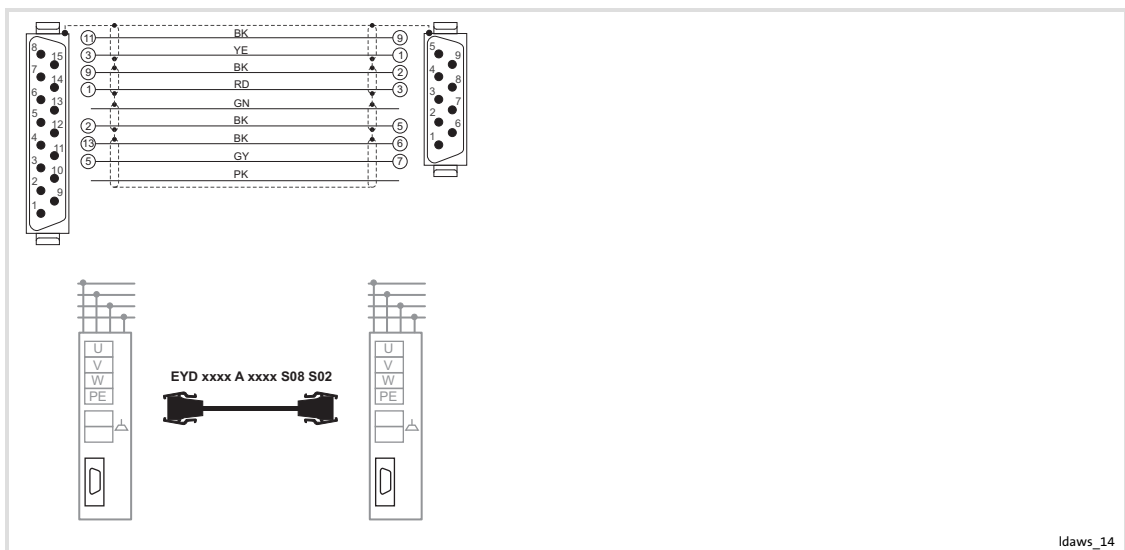





System cable wiring
 Digital frequency cables
 EYL0017A...

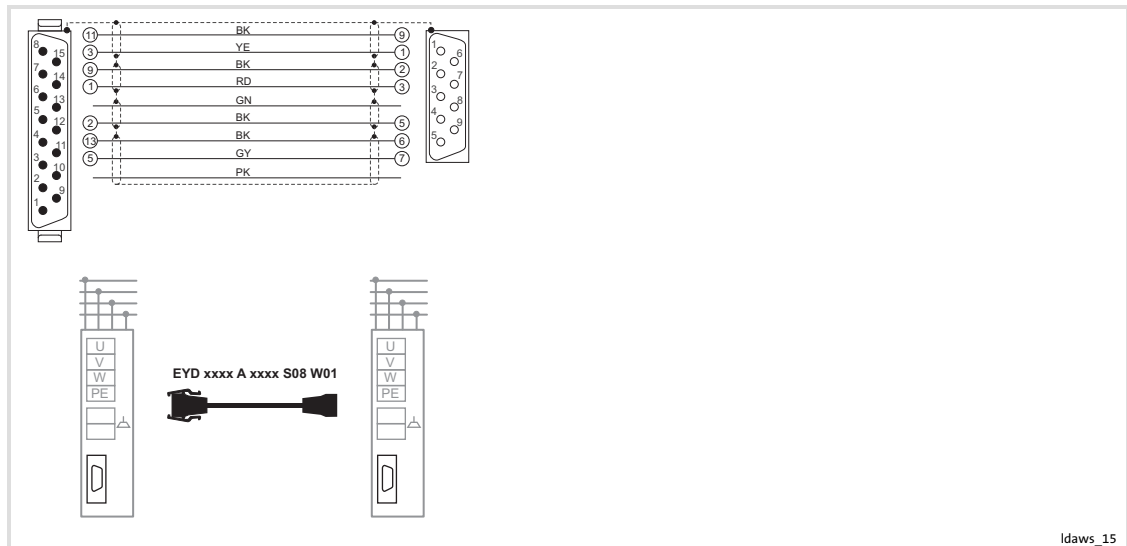
EYD	xxxx	A	xxxx	S08	S01		
				xxxx	× 0.1 m		
0017					3(2×0.14 mm ²) + (3×0.14 mm ²) [3(2×AWG 26) + (3×AWG 26)]	9.4 mm	



EYD	xxxx	A	xxxx	S08	S02		
				xxxx	× 0.1 m		
0017					3(2×0.14 mm ²) + (3×0.14 mm ²) [3(2×AWG 26) + (3×AWG 26)]	9.4 mm	



EYD	xxxx	A	xxxx	S08	W01	
			xxxx	× 0.1 m		
0017	3(2×0.14 mm²) + (3×0.14 mm²) [3(2×AWG 26) + (3×AWG 26)]			9.4 mm		




6 System cable wiring

Digital frequency cables

EYL0021A...

6.5.2 EYL0021A...

EYD	xxxx	A	xxxx	S10	S09	
	xxxx × 0.1 m					
0021	3(2×0.14 mm ²) + (4×0.14 mm ²) + 2(2×0.5 mm ²) [3(2×AWG 26) + (4×AWG 26) + 2(2×AWG 20)]			12 mm	