



Diamond Tools and Equipment



2015 PRODUCT CATALOGUE



icsdiamondtools.com

FORCE4[®] INNOVATIVE TECHNOLOGY

Our goal was simple: Make the strongest, longest-lasting diamond chain ever. After four years in development, including input from experts like you, the FORCE4 system was born.

As concrete cutting pros, you need dependable tools that work every day, all day, and under the toughest conditions. The most durable system in our line, FORCE4 doesn't sacrifice any of the precision and versatility you've come to expect from ICS. Our patented chain design creates the optimal combination of weight and strength, and gives the chain smooth cutting performance and maximum life. Available for both hydraulic and petrol-powered saws, FORCE4 is a true revolution in diamond chain technology.



ICS[®]

Diamond Tools and Equipment

T +32 10 301 251

»

TABLE OF CONTENTS



CONCRETE CUTTING SOLUTIONS

ICS Petrol Powered Saws.....	6 - 7
ICS Hydraulic Powered Saws.....	8 - 9

PIPE CUTTING SOLUTIONS

Applications & Information.....	10 - 11
ICS PowerGrit Petrol Saw & Chain.....	12
ICS PowerGrit Hydraulic Saw & Chain.....	13

ICS DIAMOND TOOLS & ACCESSORIES

ICS Diamond Chains.....	14 - 15
Accessories.....	16 - 17

FAQ'S

FAQ's	18
Web Site.....	19

ICS HISTORY



PRECISION. POWER. PERFORMANCE. SAFETY.

ICS® is on a mission to help you get the job done right, and faster and easier than you ever thought possible. For more than 25 years, our innovations in diamond tools and equipment have revolutionized the cutting, drilling, demolition, and finishing of concrete and other hard materials changing the way you work.

Our patented ICS diamond chains and diamond saws satisfy a full range of infrastructure and construction applications. Your job demands power and precision, and we make tough, professional quality tools that can do it right. Deep plunge cuts, tight radiuses, clean square corners, concrete pipe taps; you're only limited by your sense of what's possible. And with end-to-end service from committed experts, you get the peace of mind to focus on what you do best.

Headquartered in Portland, Oregon, as a division of Blount International, ICS also has a sales and distribution office in Belgium and a worldwide sales and service network covering more than 70 countries. ICS concrete chain saws, diamond chains, and related products are sold and supported by a network of ICS Authorized Dealers and backed by a comprehensive network of factory-trained personnel and service centers.



Diamond Tools and Equipment

ICS PETROL POWERED SAWS

695F4



ALSO WORKS WITH POWERGRIT® UTILITY SAW CHAIN - SEE PAGE 12

FEATURES AND BENEFITS

- Best performance bar and chain
- Operates ProFORCE™ and PowerGrit® Chains
- Longer chain life with Force4™ Technology
- Cuts many types of materials

PART NUMBER	DESCRIPTION
545089	ICS 695F4 Powerhead
553463	ICS 695F4-12 Petrol Saw Package, with 30 cm FORCE4 Guidebar & ProFORCE-25 Chain
545018	ICS 695PG-16 Petrol Saw Package with 40 cm FORCE4 Guidebar & PowerGrit Chain

695GC & 695F4

Over 25 years of ICS® product innovation and experience culminating in the latest addition to our petrol saw family. Everything that makes chain saws the preferable method in cutting concrete, stone, and masonry wrapped in a hungry, power filled package called the 695. All the great features from past ICS chain saws plus a few new innovations to make your day go a little easier. Deep, straight cuts and square corners with ease of use and dependable performance to match.

TECHNICAL SPECIFICATIONS

Weight	9.6 kg without bar and chain
Bar Length	Up to 40 cm
Engine Speed	11500 +/- 500 rpm, 2500-2800 rpm idle
Powerhead Dimensions	48 cm L x 36 cm H x 30 cm W
Horsepower	6.4 @ 9000 rpm
Engine Type	2-stroke, single cylinder, air cooled
Displacement	94 cc
Fuel Mix Ratio	50:1 (2%) fuel-to-oil
Water Supply	Minimum of 1.5 bar

695GC



FEATURES AND BENEFITS

- Decreases fatigue with vibration stability
- Operates full line of MAX™ chains
- Excellent power to weight ratio
- Designed for frequent heavy use

PART NUMBER	DESCRIPTION
544106	ICS 695GC Powerhead
544109	ICS 695GC-14 Petrol Saw Package, with 35cm Guidebar & EuroMAX-32 Chain
544110	ICS 695GC-16 Petrol Saw Package, with 40cm Guidebar & EuroMAX-35 Chain



SOLUTIONS FOR CONCRETE, MASONRY, STONE



680GC

Built to meet the operational and flexibility demands of the general construction audience, the 680GC stands alone in terms of reliability and value. Packed with innovations and loaded with dependability, the 680GC is the perfect saw for the less frequent user. The powerhead houses carburetion and ignition systems that work together to ensure easy starting, cooler operation, and dependable performance. Improved airflow design keeps the engine much cooler, extending its life.

Available with 30 cm and 35 cm guidebars and the entire line of MAX™ diamond chain.

FEATURES AND BENEFITS

- Best price
- Lightweight and portable
- Expert tool at entry level price
- Decompression valve for easy starting

PART NUMBER	DESCRIPTION
545090	ICS 680GC Powerhead
545100	ICS 680GC-12 Petrol Saw Package, with 30 cm Guidebar & EuroMax-29 Chain
545101	ICS 680GC-14 Petrol Saw Package, with 35 cm Guidebar & EuroMax-35 Chain

TECHNICAL SPECIFICATIONS

Weight	9.5 kg without bar and chain
Bar Length	Up to 35 cm
Engine Speed	11500 +/- 500 rpm, 2800-3200 rpm idle
Powerhead Dimensions	45 cm L x 29 cm H x 25 cm W
Horsepower	3.7 kW @ 9500 rpm
Engine Type	2-stroke, single cylinder, air cooled
Displacement	76.5 cc
Fuel Mix Ratio	25:1 (4%) fuel-to-oil
Water Supply	Minimum 1.5 bar



ICS HYDRAULIC POWERED SAWS

**WORKS WITH POWERGRIT®
UTILITY SAW CHAIN - SEE PAGE 13**



890F4 FEATURES AND BENEFITS

- Most professional performance
- Optimum chain performance
- Easy starting
- Submersible

PART NUMBER	DESCRIPTION
566357	ICS 890F4 Powerhead, 30 l/m, with carry case, 30 cm hose whips
566356	ICS 890F4 Powerhead, 30 l/m, with carry case, 2.5 m hose whips
566353	ICS 890F4 Powerhead, 45 l/m, with carry case, 30 cm hose whips
566354	ICS 890F4 Powerhead, 45 l/m, with carry case, 2.5 m hose whips
566127	ICS 890F4-15 Saw Package 30 l/m with 38 cm Guidebar, ProFORCE-29, carry case & 30 cm hose whips



890F4-FL FEATURES AND BENEFITS

- Cuts within 4,8mm of a wall
- Optimum chain performance
- Most professional
- Easy starting
- Submersible

PART NUMBER	DESCRIPTION
566352	ICS 890F4-FLUSH Powerhead 30 l/m, 30 cm hose whips
566350	ICS 890F4-FLUSH Powerhead 30 l/m, 2.5 m hose whips

890 Series

Over 25 years of ICS® product innovation and The ICS 890 Series hydraulic cutting system offers the superior strength of FORCE4® technology. From the redesigned, more durable rear handle, to the easy to replace drive sprocket, this saw is engineered to stand up to your toughest jobs. In a package that exceeds industry standards this sleek powerhouse is packed with features designed to make it work as hard as you do.

TECHNICAL SPECIFICATIONS

	30 LPM	45 LPM
Weight	12.4 kg with 38 cm bar and chain	
Bar Length	Up to 63 cm	
Motor Speed	6100 rpm	6500 rpm
Powerhead Dimensions	58.5 cm L x 26.5 cm H x 24 cm W	
Torque	13.8 Nm	19.2 Nm
Horsepower	8.5 kW	13 kW
Hydraulic Supply	30 lpm, 172.5 bar	45 lpm, 172.5 bar
Noise Level	107 dB @ 1 m	
Water Supply	Minimum 1.5 bar	



ICS HYDRAULIC POWERED SAWS

814PRO

It may be small but with as much power as the 890 series, the 814PRO is ready for the big jobs. Lighter than other hydraulic saws with the ability to cut perfectly square openings as small as 9 cm, the 814PRO is a natural for utility work and other applications where a mix of portability and power are required.

TECHNICAL SPECIFICATIONS

Weight	6.8 kg with 33 cm bar and chain
Bar Length	33 cm
Motor Speed	8800 rpm
Powerhead Dimensions	36.3 cm L x 28.7 cm H x 23.4 cm W
Torque	9.5 Nm
Horsepower	8.5 kW
Hydraulic Supply	30 lpm, 172.5 bar
Noise Level	88 dB @ 1 m
Water Supply	Minimum 1.5 bar

FEATURES AND BENEFITS

- Lightweight
- Fits into small spaces
- Same power as the 890 Series saws

PART NUMBER	DESCRIPTION
75256	ICS 814PRO Powerhead 30 lpm
71675	ICS 814PRO Saw Package 8 gpm with 33 cm Guidebar & TwinPRO Diamond Chain



THE ICS POWERGRIT ADVANTAGE

PowerGrit – Safer. Faster. Easier.

ICS Utility chainsaws have addressed operator safety with its revolutionary grinding technology which eliminates rotational kickback and offers improved operator positioning when cutting pipe. Utilized by public, private water and wastewater departments worldwide, this patented platform, exclusively from ICS, is designed to cut a variety of materials from ductile iron to plastic pipe with far less excavation. The ability to cut up to 63 cm pipe completely from one side radically reduces the difficulty of the job. Complete your next job safer, faster and easier with ICS Utility chain saws.

FEATURES AND BENEFITS

- No rotational kickback
- Single-point access
- Operator control
- Safer operation
- No flying debris or dust

CUTS APPLICATIONS:

- Ductile Iron Pipe
- Cast Iron Pipe
- PVC Pipe
- HDPE Pipe
- Insituform Pipe Lining
- Asbestos* Cement Pipe



Brazed Diamond Layer

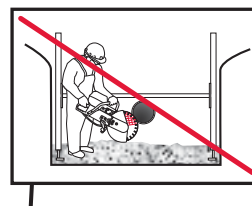
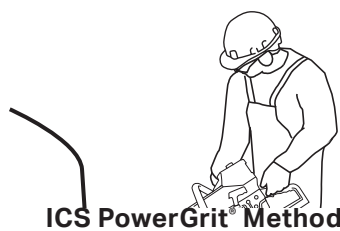


SOLUTIONS FOR UTILITY PIPE



ICS PowerGrit Method Versus Conventional Method

Conventional Method



ICS POWERGRIT METHOD

- Cutting depth from 38 - 63 cm
- No rotational kickback
- Gyroscopic motion eliminated
- Chain stops quickly after throttle is released
- Direct drive sprocket eliminates slippage
- Cutting depth allows for single side access
- Reduced excavation below the pipe, may eliminate the need for shoring

CONVENTIONAL METHOD

- Cutting depth of only 10 - 12 cm
- Operator exposed to potential rotational kickback
- Gyroscopic motion reduces saw control
- Blade continues turning after throttle is released
- Excess excavation needed to cut below the pipe
- Access to both sides of pipe is required
- Guard positioning compromises operator safety

* Asbestos is a hazardous material, known to cause serious respiratory diseases. Cutting into asbestos can release asbestos fibers into the air. Always research and follow the correct safety procedures, including applicable national and state or provisional occupational health and safety regulations, and protect yourself and those around you from asbestos-related disease. Always arrange for the material to be removed safely by a qualified person. ICS is not responsible for exposure to asbestos caused by use of this product.

THE ICS POWERGRIT ADVANTAGE



**ALSO CUTS CONCRETE, STONE,
BRICK & MASONRY - SEE PAGE 6**

FEATURES AND BENEFITS

- Longer chain life with Force4™ Technology
- Ultimate versatility and power
- Also operates ProFORCE™ chain

PART NUMBER	DESCRIPTION
545089	ICS 695F4 Powerhead
545018	ICS 695PG-16 Petrol Saw Package with 40 cm FORCE4 Guidebar & PowerGrit Chain

695PG

Petrol-Powered Utility Chain Saw

Built to provide the best combination of performance and portability for cutting in-ground utility pipe, the 695PG Petrol-Powered Utility Chain Saw with PowerGrit® chain will change the way you cut pipe. The 695PG offers an unmatched power to weight ratio, allowing you to cut up to 40 cm deep from one side into ductile iron, cast iron, PVC, HDPE, and Insituform lining. Also the 695PG is capable of operating the full line of 40 cm ProFORCE™ concrete cutting chains, meaning you can use the saw on masonry, stone, and even reinforced concrete -perfect for pipe taps, utility vaults, bridge work, and other utility applications.

TECHNICAL SPECIFICATIONS

Weight	9.6 kg without bar and chain
Bar Length	Up to 40 cm
Engine Speed	11500 +/- 500 rpm, 2500-2800 rpm idle
Powerhead Dimensions	48 cm L x 36 cm H x 30 cm W
Horsepower	6.4 @ 9000 rpm
Engine Type	2-stroke, single cylinder, air cooled
Displacement	94 cc
Fuel Mix Ratio	50:1 (2%) fuel-to-oil
Water Supply	Minimum of 1.5 bar



SOLUTIONS FOR UTILITY PIPE



ALSO CUTS CONCRETE, STONE, BRICK & MASONRY - SEE PAGE 8

FEATURES AND BENEFITS

- Also operates ProFORCE™ diamond chain
- Increased safety
- Better operator control
- Reduced excavation
- Versatility

PART NUMBER	DESCRIPTION
566537	ICS 890F4 Powerhead, 30 l/m, with carry case, 30 cm hose whips
566123	ICS 890PG-15 Saw Package 30 l/m, 38 cm Guidebar, PowerGrit-29 chain, 30cm hose whips

890PG

Hydraulic-Powered Utility Chain Saw

If you're looking for the highest level of performance and cutting capability, look no further. The 890PG Hydraulic-Powered Utility Chain Saw offers cutting depths up to 63 cm in ductile iron, cast iron, PVC, HDPE, and Insituform lining. The deep cutting ability of the 890PG with PowerGrit® utility chain, allows the operator to make a single cut from one side meaning less excavation is required. The 890PG is also capable of operating the full line of 890F4 ProFORCE™ concrete cutting chains, meaning you can use the saw on masonry, stone, and even reinforced concrete - perfect for pipe taps, utility vaults, bridge work, and other utility applications.

TECHNICAL SPECIFICATIONS

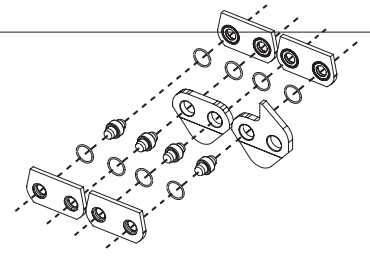
	30 LPM	45 LPM
Weight	12.4 kg with 38 cm bar and chain	
Bar Length	Up to 63 cm	
Motor Speed	6100 rpm	6500 rpm
Powerhead Dimensions	58.5 cm L x 26.5 cm H x 24 cm W	
Torque	13.8 Nm	19.2 Nm
Horsepower	8.5 kW	13 kW
Hydraulic Supply	30 lpm, 172.5 bar	45 lpm, 172.5 bar
Noise Level	107 dB @ 1 m	
Water Supply	Minimum 1.5 bar	



ICS DIAMOND CHAIN



Diamond Chain with SealPRO® Technology



Revolutionary SealPRO® Diamond Chain from ICS® is a true design breakthrough that reduces chain stretch by 50% or more, potentially giving you more life out of your diamond chain, even in the most abrasive applications and in situations where water is a premium. SealPro technology is based on a patented design with hundreds of tiny O-rings inserted around every rivet, on every link, sealing out abrasive materials that cause chain stretch.

Diamond Chain Technology

Diamond chains are not all created equal, so insist on Diamond Chains from ICS®, the people who invented the technology. As the inventors of Diamond Chain Technology™, ICS is committed to continually improving the quality and versatility as well as the perfect blend of power, precision and efficiency: chains specifically designed for different saw types as well as the many different materials you encounter on the job. Choosing the right chain for your needs is essential to getting the best value for your purchase.

FORCE4® DIAMOND CHAIN

- Strongest, most durable, patented chain design
- Laser welded diamond segments
- Contains patented SealPRO® O-ring technology for longer life
- Designed for heavy, professional use

EUROMAX DIAMOND CHAIN

- Segments designed for general use
- Laser welded to patented chain chassis
- Contains patented SealPRO® O-ring technology for longer life
- Segment types for general and specialty applications

POWERGRIT UTILITY CHAIN

- Single brazed diamond layer
- Patented cutter design
- Available for petrol, hydraulic and pneumatic
- Utilizes FORCE4 chassis for maximum durability

CHAIN SELECTION CHART

Chain Applications	Saw	Soft Stone/ Abrasive/Brick	Natural Stone	Medium Concrete/ Light Reinforce- ment	Hard Concrete/ Heavy Reinforcement	Ductile Iron/Cast Iron/PVC/HDPE
EuroMAX™ General purpose	680GC 695GC		♦	♦		
TwinMAX™ Plus For harder materials	680GC 695GC		♦	♦	♦	
TwinMAX™ Abrasive Ideal for brick & block	680GC 695GC	♦				
TwinPro™ General purpose	814PRO		♦	♦	♦	
ProFORCE™ General purpose	890 Series 695F4		♦	♦	♦	
ProFORCE™ L Longer cutting life	890 Series 695F4		♦	♦	♦	
ProFORCE™ S Faster cutting speed	890 Series 695F4			♦	♦	
ProFORCE™ Abrasive Ideal for brick & block	890 Series 695F4	♦				
PowerGrit For utility pipe	890 Series 695F4					♦

ICS DIAMOND CHAIN



FORCE4[®] Diamond Chain

From the company that revolutionized concrete saws comes a revolution in diamond chains: FORCE4[®]. Designed to be the strongest, longest lasting diamond chains ever made, the ProFORCE™ series delivers unrivaled performance in professional cutting applications.

PROFORCE™

Tough general purpose diamond chains that excel in common cutting jobs.

PROFORCE™ PREMIUM L

Delivering longer life in hard aggregate, this is the best choice when faced with the more demanding jobs.

PROFORCE™ PREMIUM S

Speed and strength in one chain. Built to cut fast in medium to hard concrete.

PROFORCE™ ABRASIVE

A heavy duty diamond chain that excels in the harshest cutting environments.



Max Series Diamond Chain

Designed to be used with the full line of ICS petrol powered chain saws (except 695F4), these chains offer the ultimate combination of versatility and affordability. Named for the patented double-bumper design, TwinMAX™ chains feature smooth cutting performance and easy installation.

EuroMAX™

A good general purpose chain that will handle 80% of cutting jobs.

TwinMAX™ PLUS

Built to tackle harder materials and more steel, EuroMAX™ Plus is a long-lasting general purpose diamond chain.

TwinMAX™ ABRASIVE

A special diamond concentration and harder bond make this diamond chain perfect for cutting through highly abrasive aggregate like brick and sandstone.

TwinPro™

A great general purpose chain that offers the same easy installation as the EuroMAX™ series, but upgraded diamond segments for serious professional cutting.



PowerGrit Utility Diamond Chain

Utilized by public and private water and wastewater departments worldwide, this patented platform exclusively from ICS is designed to cut a variety of materials from ductile iron to plastic pipe. Featuring a brazed layer diamond coating on our FORCE4 platform, this chain makes your job safer, faster and easier.

ICS ACCESSORIES



Portable Hydraulic Power Pack

ICS® petrol operated power packs are a dependable, self-contained source of hydraulic power that offer superior cooling capacity. The functional, ergonomic design makes them easily transportable to any job site.

P95 13.5 KW POWERPACK

Affordable hydraulic power with exceptional cooling capability in an easy to carry package. Adjustable for 20 lpm or 30 lpm operation.

PART NUMBER	DESCRIPTION
550888	P95 13.5 kW Powerpack

Portable Water Supply

When water is not readily available, this fully portable, cordless, rechargeable water supply is the ideal solution for pipe cutting with PowerGrit Technology.

Able to hold 35 litres of water, this supply system is equipped with a high flow diaphragm pump that offers 4 litres per minute at 2.5 bar – enough flow and pressure to operate any ICS PowerGrit saw. The system comes equipped with an on board charging system that will operate from a standard 240v/50Hz circuit and includes oversized inflatable tires and a quick-connect garden hose fitting.



PART NUMBER	DESCRIPTION
551529EU	Portable Water Supply



890F4 Pipe Clamp


In addition to the time saving value of PowerGrit® technology, the pipe clamp accessory developed for the underground pipe application brings a whole new level of safety, accuracy and ease of use to the job. With a simple adaptor, you can mount to this clamp and dramatically reduce the effort of handling the saw, while providing a solid, stable cutting platform that also improves operator safety and the precision of the cut.

PART NUMBER	DESCRIPTION
537640	Pipe Clamp
537634	Axle replacement

Flow Adapter Valve

Enjoy the convenience and efficiency of powering your ICS® hydraulic saw from skid steers, backhoes, and other common construction equipment. Available for 30 lpm

PART NUMBER	DESCRIPTION
70350	30 lpm Flow adapter valve



TSS™ Vacuum Systems

The Total Slurry Solutions systems provide an easy way to contain and dispose of slurry produced when wet-sawing in concrete, stone, or masonry. The TSS™ Vacuum attachment fits all ICS hydraulic saws and can be used with most industrial wet-cutting vacuum systems to recover most of the water and slurry produced when wet-cutting.




PART NUMBER	DESCRIPTION
73857	TSS Vac-Attachment Kit - fits 814PRO, 853PRO Series, 880F4, 890F4



SpeedHook®

SpeedHook® is an ingenious accessory designed to support the weight of ICS® hydraulic saws, dramatically reducing operator fatigue and extending chain life.



PART NUMBER	DESCRIPTION
528551	SpeedHook System includes 1 m rail & mounting bracket

ICS® 2-Stroke Oil


Intensive laboratory and field testing have resulted in an oil formula that is cleaner burning, provides better thermal protection and an improved film barrier reducing piston ring wear. Protect your investment with work-proven ICS® 2-stroke Engine Oil.

PART NUMBER	DESCRIPTION
505880	4% Mix, 200 ml Bottles (6-pack)
505885	4% Mix, 200 ml Bottles (24pack)
571229	2% Mix, 100 ml Bottles (6-pack)
571230	2% Mix, 100 ml Bottles (24pack)



Replacement Parts

Visit your local dealer or see our website icsdiamondtools.com/customer-service-support/ for a complete listing of available parts.



ICS® Large Carry Case


Fits 880, 890 and 853PRO series.
PART NUMBER 505049



FREQUENTLY ASKED QUESTIONS

When do I need to replace a chain?

When the diamond segment has worn down to the welded pad on the chain chassis. Typically a chain will cut 12-24 m in 15 cm concrete. On ICS hydraulic saw, this range is most often doubled.



Worn ProFORCE chain

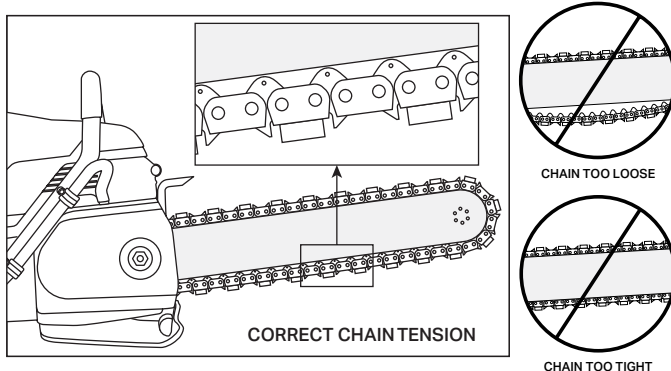
Worn PowerGRIT chain

Can a concrete or utility saw cut dry or without connected pressurized water through the saw?

No. ICS saws require 1.5 bar minimum. To check for water pressure without a pressure gauge, attach water hose to the saw water connection. Pull the chain off to one side of the bar and turn on water valve. If there is a minimum of 1.5 bar, water should optimally spray to 1.5 m above the bar.

What is the proper Chain Tension?

All chains have a tendency to stretch when used. Diamond chains stretch more than wood cutting chains because of the abrasive materials they cut. If the chain is too tight, a lot of the saw's power goes into turning the chain rather than the cut. In extreme over-tightened cases, the saw may not be able to turn the chain at all. In addition, damage can occur to the bar nose and premature stretch may occur.



If the chain is too loose, it could come off the bar, or it will allow the drive sprocket to spin without turning the chain, which can chew up drive links. When a chain stretches to a point where the drive links are hanging approximately 12 mm to 18 mm below the bar, it is time to tension the chain.

See ICS training videos for saw setup

How do I maximize the life of my Guidebar?

To extend guidebar life, flip guidebar top to bottom when installing a new chain. A guide bar has reached end of life under normal use after 2 - 3 chains.

When do I need to replace my drive sprocket?

Drive sprockets need to be replaced when the groove has worn 50% of the way through the top of the sprocket tooth. A rule of thumb for ICS petrol saws is every 2 - 4 chains and for ICS hydraulic saws, every 7-9 chains (depending on chain chassis).

HYDRAULIC

PETROL



Can a diamond chain cut rebar?

Yes, 12 or 16 mm bar is not a problem. Anything over number 25mm is difficult. Large amounts of rebar will reduce chain life. Caution: rebar must be surrounded by concrete or aggregate material.

Will PowerGrit cut steel?

PowerGrit utility chain is designed to cut ductile iron pipe, cast iron pipe, HDPE and PVC.

What is the mixture ratio of Fuel to Oil

Consult your operator manual for the proper fuel to oil mix recommendation.

When do I replace my air filter?

When it is either wet or dirty. Some examples are: if the saw is underperforming or acting sluggish.

What steps should I take daily to maintain my saw?

After each use, rinse the saw, bar and chain with water. Inspect all fasteners, sprocket, starter rope and air filter for wear. Oil the guidebar, diamond chain and bar nose sprocket and grease the chain tensioner.

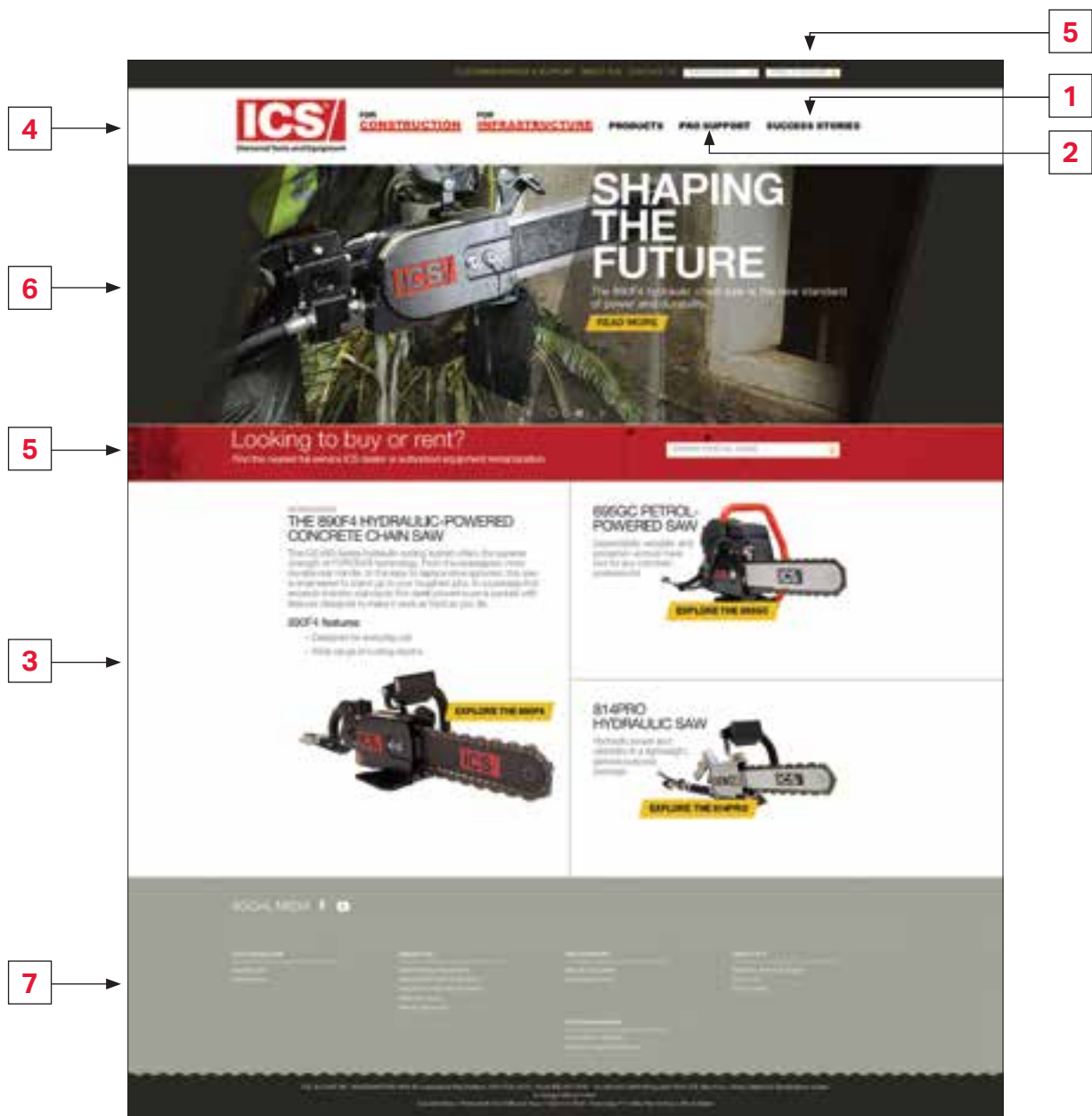
Can I use ICS saws in freezing or below freezing temperatures?

There are biodegradable additives available that can be added to your water supply. Contact your regulatory agency for specific details.

WHEN USING A NEW CHAIN THINK ABOUT OPENING UP THE DIAMONDS BY MAKING A FEW CUTS IN AN ABRASIVE MATERIAL.

For additional information, please visit icsdiamondtools.com.

1. Success Stories: highlight existing user job challenges and ultimate successes
2. Pro Corner Page: provides step-by-step guides, instructional videos and guides to help you get the most out of your ICS products
3. Product images and definitions to easily navigate to desired pages
4. Responsive design - site is built in a way to ensure proper display of and access to content across the range of common devices (phone, tablet, laptop, etc.)
5. Link to dealer locator in prominent positions allows instant access to dealer network information
6. User-friendly homepage with scrolling images and links
7. Links to all pages along the bottom gives the option to scroll through individual page selection with ease





Diamond Tools and Equipment

