

Screw pumps - PXF - PXFE083 series

For hydraulic oils, lubricating oils.

Admissible delivery pressure (continuous) = 30 bar at 2900 rpm.

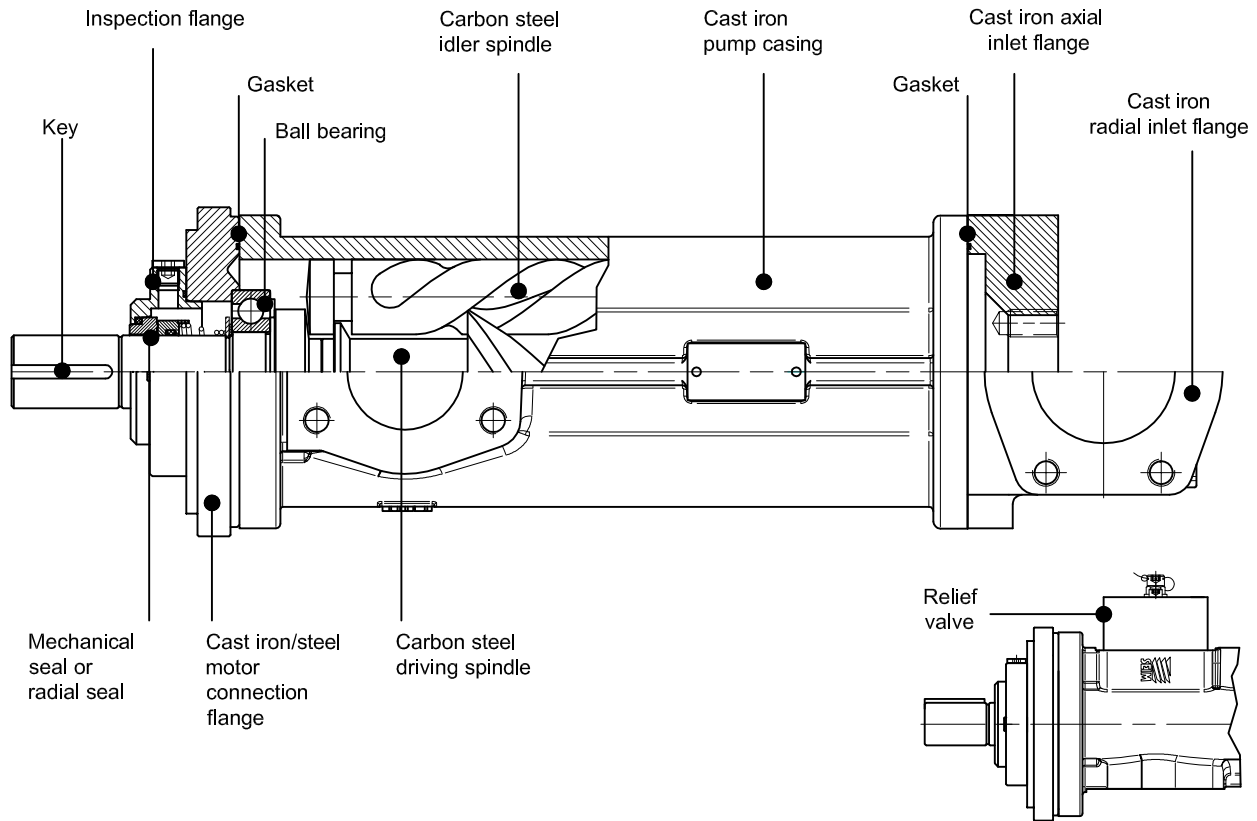
16 bar (PXF 083 to PXF156).



Main field of application:

Industrial purpose, low pressure range:

lubrication, cooling, filtration system.



Functional characteristic standard version

Delivery flow	27 to 4000 l/min (7 to 1057 USGPM)	
Admissible delivery pressure*	PXF032-72-PXFE083 up to 30 bar (435 psi), special versions up to 40 bar PXF083-156 up to 16 bar (232psi) With dispersed bubble flow: max 8 bar	
Admissible suction pressure	- 0,5 to 10 bar (-7,3 to 145 psi)	For different values contact SEIM
Kinematic viscosity	10 to 5000 cSt	For different values contact SEIM
Admissible temperature	0 to 120°C (32 to 248°F)	For different values contact SEIM
Driving speed	750 to 3600 rpm	
Average noise level	53 - 68 dB(A) at 2900 rpm according to pump dimension	
Recommended filtration	60 micron max, suction side (not abrasive contaminant) ISO4406 19 / 16 - NAS 10	
Direction of rotation	clockwise, as seen from the driving side	
* Standard valve setting (where provided)	PXF032 to PXF083 and PXFE083: mod.U: 2 to 16 bar (29 - 232 psi)	

* Reduced pressure limit apply due to fluid viscosity and driving speed.

Consult performance charts for the individual pump size.

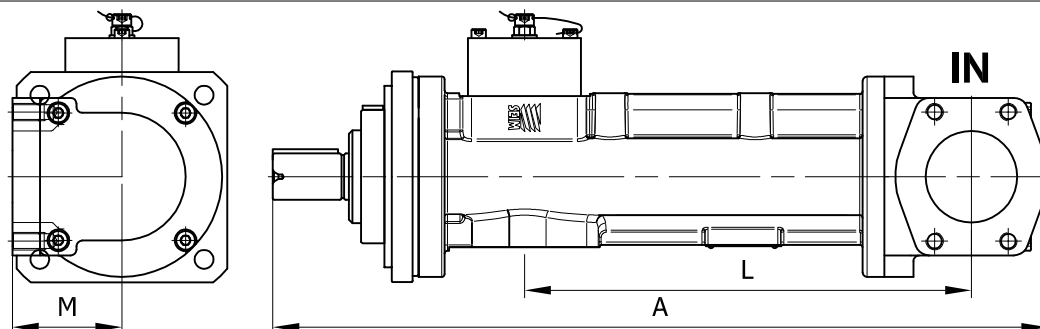
For different functional characteristics, please contact our sales department.

Screw pumps - PXF - PXFE083 series

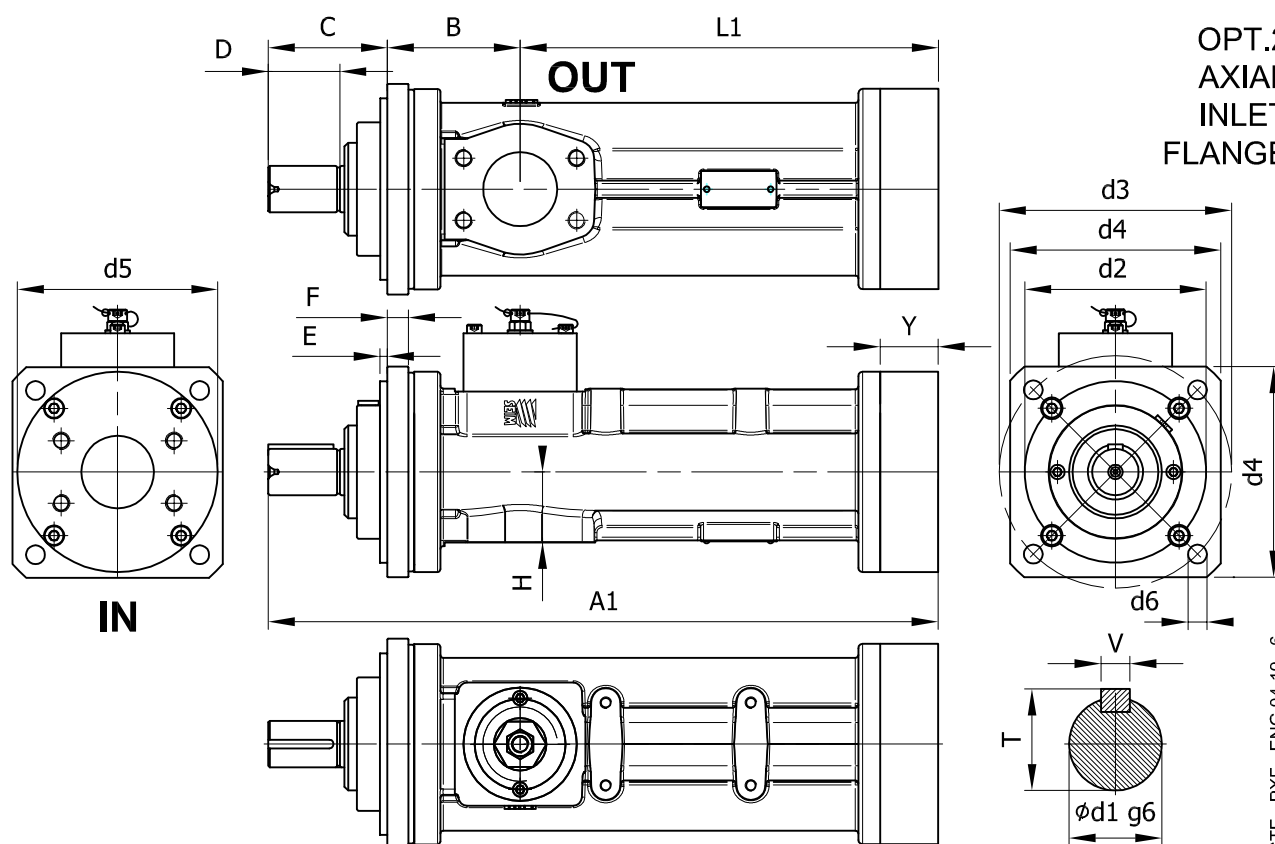
For hydraulic oils, lubricating oils.

Admissible delivery pressure (continuous) = 30 bar at 2900 rpm.

OPT.1
RADIAL
INLET
FLANGE



OPT.2
AXIAL
INLET
FLANGE



STE - PXF - ENG 04-19 - 6

Dimensional chart (mm)

MODELLO	A	A1	B	C	D	E	F	H	L	L1	M	SAE 3000		T	V	Inlet flange adjustable to 90° and 180°									
												IN	OUT			d1	d2	d3	d4	d5	d6	Y			
PXF032#4..	419	364	88	75	40	5	15	52	211	201	60	2"	1 1/2"	21,5	6	19	125	160	145	120	13	45			
PXF040#4..	448	393	88	75	40	5	15	52	240	230	60	2"	1 1/2"	21,5	6	19	125	160	145	120	13	45			
PXF045#4..	494	432	91,5	81	45	5	15	48,5	269	259	75,5	2 1/2"	2"	35	10	32	125	160	145	138	13	50			
PXF055#4..	534	472	91,5	82	45	5	15	48,5	308	298	75,5	2 1/2"	2"	35	10	32	125	160	145	138	13	50			
PXF060#4..	631	527	88	84	45	5	18	73,5	386	355	100	4"	2 1/2"	35	10	32	160	200	195	174	18	50			
PXF072#4..	718	613	88	101	58	5	18	73,5	455	424	100	4"	2 1/2"	35	10	32	160	200	195	174	18	50			
PXFE083#3..	754	604	206	76	66	5	32	77	382	322	130	5"	4"	43	12	40	200	250	ø300	202	22	40			

SEIM srl
Via A. Volta 17
20090 Cusago (MI) ITALY
Tel. (+39) 02.90.39.21.1
Fax. (+39) 02.90.39.21.41
e-mail: seim@seim.it

Ask pumps drawing for all dimensional details.

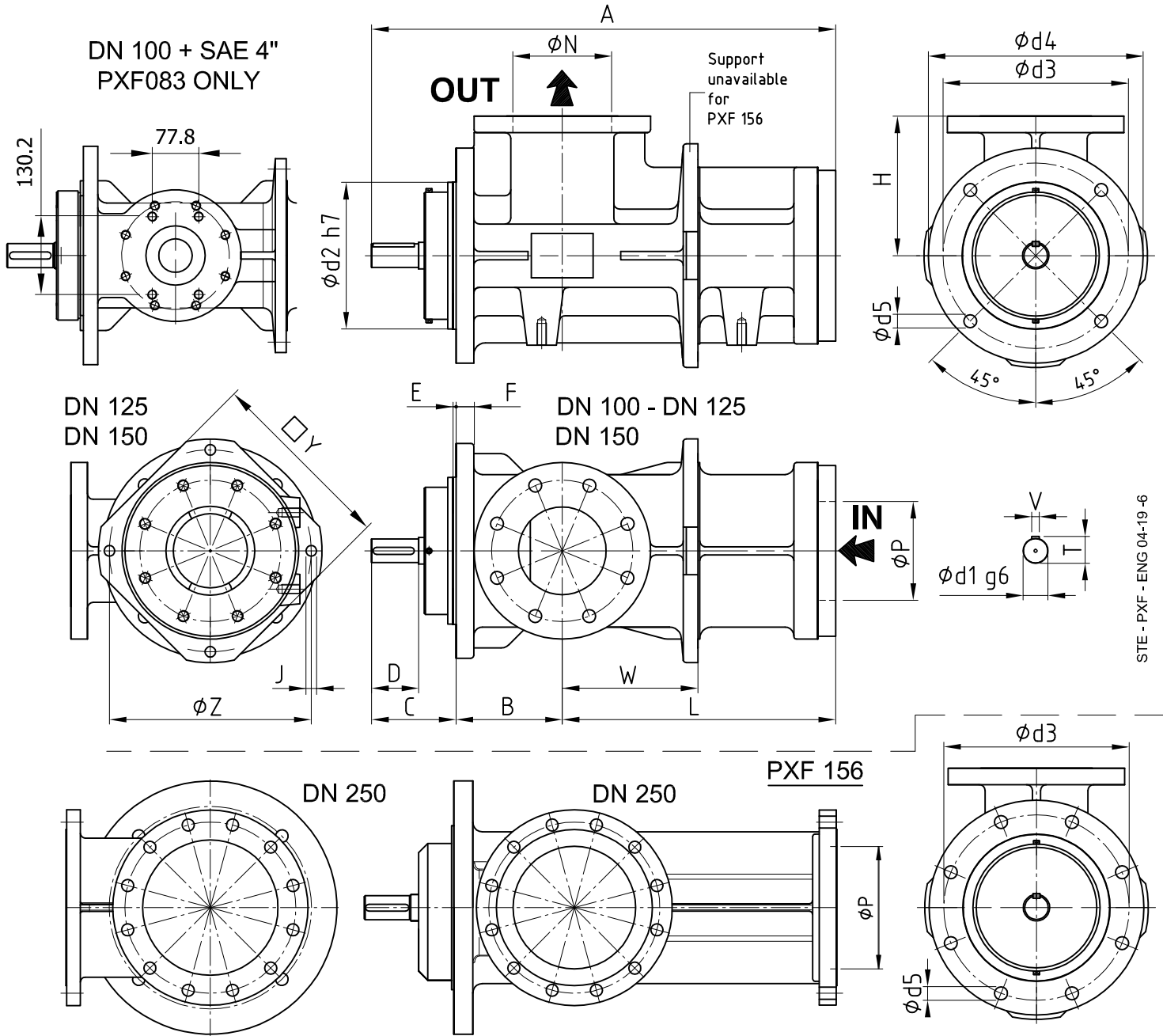
www.seim.it

Screw pumps - PXF - PXFE083 series



For hydraulic oils, lubricating oils.

Admissible delivery pressure (continuous) = 16 bar.



STE - PXF - ENG 04-19 -6

Dimensional chart (mm)

(X) Without valve.
Option / radial suction - special.

MODELLO	A	B	C	D	E	F	H	L	N	P	T	V	d1	d2	d3	d4	d5	Z	J	Y	W
PXF083#3	632	154	128	80	5	25	77	350	DN 100 PN 16 SAE 4"	DN 125 PN 16	43	12	40	250	315	365	26	289	13	264	186
(X) PXF102#3	690	170	145	80	5	30	233	375	DN 125 PN 16	DN 150 PN 16	43	12	40	250	315	365	26	327	18	300	178
(X) PXF126#3	808	180,5	143	80	5	30	237	484	DN 150 PN 16	DN 150 PN 16	43	12	40	250	315	365	26	343	18	320	231
(X) PXF156#3	896	250	186	97	5	39	300	460	DN 250 PN 16	DN 250 PN 16	53,5	14	50	340	420	470	26	-	-	-	-

SEIM srl
Via A. Volta 17
20090 Cusago (MI) ITALY
Tel. (+39) 02.90.39.21.1
Fax. (+39) 02.90.39.21.41
e-mail: seim@seim.it

Ask pumps drawing for all dimensional details.

www.seim.it

SEIM reserves the right to introduce dimensional changes or variation to the products of this technical data.