



SIG350-0005AP100

SIG350

SENSOR INTEGRATION GATEWAY

SICK
Sensor Intelligence.



Ordering information

Type	Part no.
SIG350-0005AP100	6076923

Other models and accessories → www.sick.com/SIG350



Detailed technical data

Features

Product category	IO-Link Master
Supported products	IO-Link Devices Binary switching sensors Binary actuators
Further functions	Web server integrated IIoT interface available (dual talk)
Items supplied	SIG350-0005AP100, Marking labels, quickstart

Mechanics/electronics

Connections		
	IO-Link	8 x M12, 5-pin female connector, A-coded
	Power	1 x M12, 5-pin male connector, L-coded 1 x M12, 5-pin female connector, L-coded
	Ethernet	2 x M12, 4-pin female connector, D-coded
Power voltage supply		
	Supply voltage	18 V DC ... 30 V DC ¹⁾
	Current carrying capacity (PWR1, PWR2) max.	≤ 16 A, U _S ²⁾ ≤ 16 A, U _A ²⁾
Current consumption		≤ 180 mA ³⁾
Voltage supply U_S (sensors)		
	Total current (S1 ... S8)	≤ 10 A ²⁾
	Voltage supply (pin 1)	2 A

¹⁾ Each for U_S and U_A, typ. supply voltage 24 V DC.

²⁾ ≤ +40 °C (see "Derating" information in operating instructions).

³⁾ Without load, sensors and outputs switched off.

⁴⁾ When using a SELV or PELV power supply unit.

Output current (DO) (pin 2 + pin 4)	2 A
Current carrying capacity per port max.	4 A
Voltage supply U_A (actuators)	
Total current (S1 ... S8)	≤ 10 A ²⁾
Voltage supply (pin 2)	2 A
Current carrying capacity per port max.	4 A
Digital inputs	
Number	16, configurable
Input characteristics	EN 61131-2 type 1 and type 3
Type	PNP
Filter time	0 ms ... 15 ms
Delay time at signal change	2 ms ... 5 ms
Circuit protection	Short-circuit protected (MOSFET with current measurement)
Digital outputs	
Number	16, configurable
Type	PNP
Switching frequency	≤ 50 Hz
Circuit protection	Short-circuit protected (MOSFET with current measurement)
Optical indicators	
	8 LED green/yellow/red (Communication pin 4)
	8 LED yellow/red (Communication pin 2)
	1 LED green/red (device status)
	1 LED green/yellow (Network status)
	1 LED green (PLC operational status)
	1 LED red (PLC configuration)
	3 LED green (PLC communication)
	2 LED green/red (power supply)
Enclosure rating	IP67 (In fastened condition)
Protection class	III ⁴⁾
Contamination rating	2
Housing material	Plastic (Valox 553)
Housing color	Dark gray
Weight	486 g
Dimensions (L x W x H)	225 mm x 63 mm x 37.4 mm
UL File No.	E238799

¹⁾ Each for U_S and U_A, typ. supply voltage 24 V DC.

²⁾ ≤ +40 °C (see "Derating" information in operating instructions).

³⁾ Without load, sensors and outputs switched off.

⁴⁾ When using a SELV or PELV power supply unit.

Communication interface

IO-Link	✓, V1.1
Number of ports	8
Port Class	A/B ¹⁾
Data transmission rate	COM1, COM2, COM3
Additional features	Data Storage

¹⁾ Freely configurable per port, no galvanic separation between U_S and U_A.

Ethernet	✓
EtherNet/IP™	✓
Number of ports	2
Data transmission rate	10/100 MBit/s
Cycle time	≥ 1 ms
Addressing	BOOTP, DHCP, rotary switch; default: static IP address
Additional features	Quick connect
REST API	✓
Specification	JSON integration for IO-Link version (V1.0.0)
MQTT	✓
Specification	JSON integration for IO-Link version (V1.0.0)
OPC UA	✓
Specification	IO-Link Companion Specification Version (V1.0)
Operator interfaces	Web server integrated

¹⁾ Freely configurable per port, no galvanic separation between U_S and U_A.

Ambient data

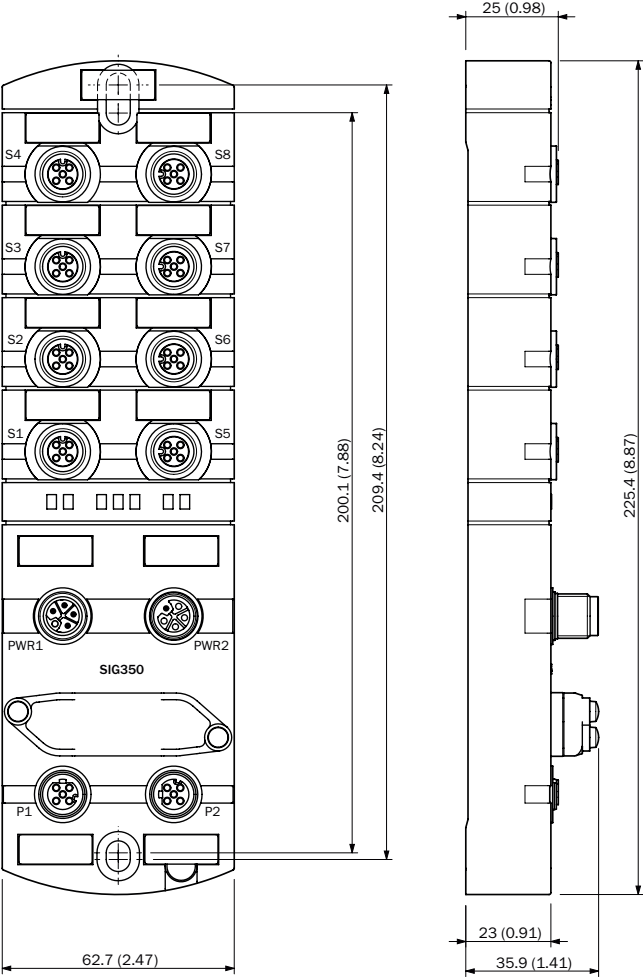
Ambient operating temperature	-25 °C ... +70 °C ¹⁾
Ambient temperature, storage	-40 °C ... +80 °C ¹⁾
Electromagnetic compatibility (EMC)	EN 61000-6-2:2016 EN 61000-6-4:2020
Shock load	EN 60068-2-27

¹⁾ Permissible relative humidity 0% ... 95% (non-condensing).

Classifications

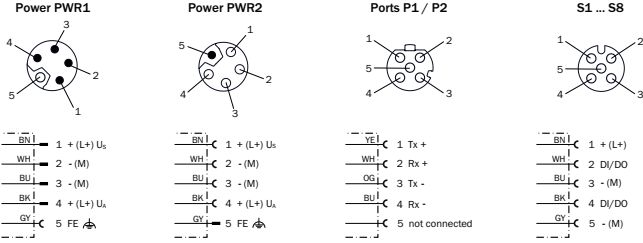
ECl@ss 5.0	27242208
ECl@ss 5.1.4	27242608
ECl@ss 6.0	27242608
ECl@ss 6.2	27242608
ECl@ss 7.0	27242608
ECl@ss 8.0	27242608
ECl@ss 8.1	27242608
ECl@ss 9.0	27242608
ECl@ss 10.0	27242608
ECl@ss 11.0	27242608
ECl@ss 12.0	27242608
ETIM 5.0	EC001604
ETIM 6.0	EC001604
ETIM 7.0	EC001604
ETIM 8.0	EC001604
UNSPSC 16.0901	32151705

Dimensional drawing (Dimensions in mm (inch))

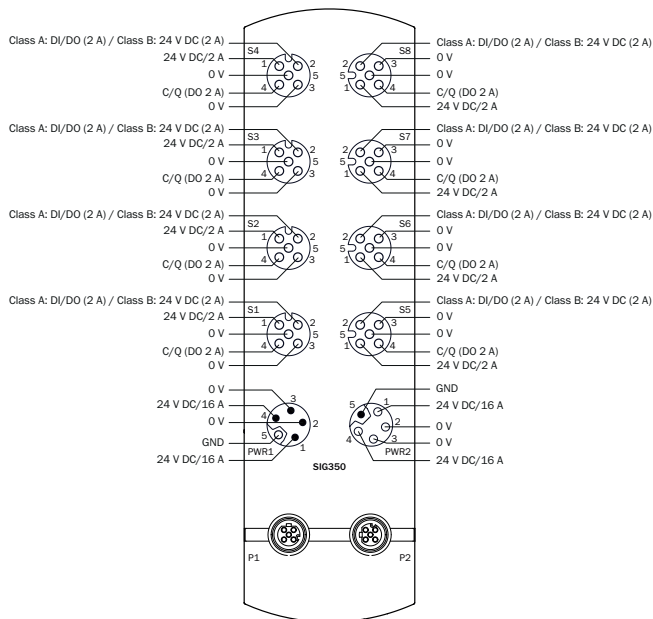


Connection diagram

Cd-535











PIN assignment



Recommended accessories

Other models and accessories → www.sick.com/SIG350

	Brief description	Type	Part no.
Device protection (mechanical)			
	10 pieces, Protective cap for M12 socket or unused ports	DOS-12SK	5309189
Distributors			
	Head A: male connector, M12, 5-pin, A-coded Head B: female connector, M12, 4-pin, A-coded Cable: Sensor/actuator cable	YM2A15-000S01FY2A4	2099600
Plug connectors and cables			
	Head A: female connector, M12, 5-pin, straight, L-coded Head B: Flying leads Cable: Sensor/actuator cable, PUR, halogen-free, unshielded, 5 m	YF2L15-050UH1XLEAX	2099626
	Head A: female connector, M12, 4-pin, straight, A-coded Head B: male connector, M12, 4-pin, straight, A-coded Cable: Sensor/actuator cable, PUR, halogen-free, unshielded, 1 m	YF2A14-010UB3M2A14	2095997
	Head A: female connector, M12, 4-pin, straight, A-coded Head B: male connector, M12, 4-pin, straight, A-coded Cable: Sensor/actuator cable, PUR, halogen-free, unshielded, 5 m	YF2A14-050UB3M2A14	2096001
	Head A: female connector, M12, 5-pin, straight, L-coded Head B: male connector, M12, 5-pin, straight, L-coded Cable: Sensor/actuator cable, PUR, halogen-free, unshielded, 1 m	YF2L15-010UK1M2L15	2125147

	Brief description	Type	Part no.
	Head A: male connector, M12, 4-pin, straight, D-coded Head B: male connector, RJ45, 4-pin, straight Cable: Ethernet, EtherNet/IP™, TPE, shielded, 1 m	YM2D24-010EF4MRJA4	2112844
	Head A: male connector, M12, 4-pin, straight, D-coded Head B: male connector, RJ45, 4-pin, straight Cable: Ethernet, PROFINET, PUR, halogen-free, shielded, 2 m	YM2D24-020PN1MRJA4	2106182

SICK AT A GLANCE

SICK is one of the leading manufacturers of intelligent sensors and sensor solutions for industrial applications. A unique range of products and services creates the perfect basis for controlling processes securely and efficiently, protecting individuals from accidents and preventing damage to the environment.

We have extensive experience in a wide range of industries and understand their processes and requirements. With intelligent sensors, we can deliver exactly what our customers need. In application centers in Europe, Asia and North America, system solutions are tested and optimized in accordance with customer specifications. All this makes us a reliable supplier and development partner.

Comprehensive services complete our offering: SICK LifeTime Services provide support throughout the machine life cycle and ensure safety and productivity.

For us, that is “Sensor Intelligence.”

WORLDWIDE PRESENCE:

Contacts and other locations –www.sick.com