


1023102100

ENA2100-AC

Exigo Network Amplifier 2 x 100W

 ICX-AlphaCom

 Exigo



DESCRIPTION

- 2 x 100 watt continuous GA effect
- Power efficient class D technology
- 115/230 VAC power
- Redundant Ethernet connections
- Digital audio processing
- Loudspeaker line monitoring
- Line input
- Embedded tick tone generator
- 2 configurable control outputs
- 2 configurable control inputs

The Exigo Network Amplifier is designed for use in marine, offshore and other demanding environments. The amplifier utilizes state-of-the-art class D amplifier technology to ensure high power efficiency and superb audio quality for two audio channels which can be loaded with up to 100W each.

The Exigo Network Amplifier is part of the Exigo PA/GA system, which is based on standard Ethernet network and digital processing. Each amplifier has two network connections, allowing for redundant cabling between the amplifier and the network. Using standard network equipment also allows for a much wider selection of standard network equipment. The amplifier is also compatible with the Alphacom platform, allowing for advanced communication systems with both intercoms and PA.

The complete amplifier is self-monitoring and this includes advanced monitoring of the speaker lines and internal system. The audio output channels can be monitored for line faults such as shorts, ground faults and large load changes. In addition, up to 10 intelligent Line End Transponders (ELTSl) can be placed on the speaker lines for additional accuracy in the line monitoring. The amplifier also monitors control inputs, power supplies, temperature, network connections and every other components required for operation of essential services. Faults will be reported to the system controller, but will also be indicated locally on the amplifier.

The amplifier's configurable control inputs/outputs and audio inputs can be used to trigger various activities in the system. The audio line input can also be configured in a "hardware bypass" mode where audio on the line input will be forwarded to the 100V channels directly, even when no server is available. This allows for additional redundancy and functions to be built around this amplifier.

SPECIFICATIONS

MECHANICAL

Dimensions (HxWxD)	87 x 254 x 308 mm
Weight	5.75 kg
Shipping Weight	6.5 kg
Mounting	19" rack, 2HU in double configuration
Color	Black

ENVIRONMENTAL

Operating temperature	-15°C to +55°C
Operating humidity	15% to 95% (non-condensing)
Storage temperature	-40°C to +70°C
Storage humidity	10% to 95% (non-condensing)
Air pressure	700 hPa to 1300 hPa
IP rating	IP-32

USER INTERFACE

Indicators	Power, status, fault, disabled, VU meter
------------	--

ELECTRICAL

Primary power	V-lock, IEC 60320-1 C14 compliant
Nominal voltage * **	110 – 230 VAC, 47-63 Hz
Inrush current	Max 15 A
Power consumption	Pnom ≤ 15 W (idle), Pmax = 350W
	* Degradation to 2 x 60W on 110Vac
	** Power cord not included

AUDIO OUTPUTS

Output power	2 x 100W music @ 55°C continuously, 2 x 100W alarm @ 40°C continuously, 2 x 100W alarm @ 55°C 30 min
Output power in degradation mode (Running on 110Vac)	2 x 60W music @ 55°C continuously, 2 x 60W alarm @ 40°C continuously, 2 x 60W alarm @ 55°C 30 min
Output line	100 volt / 70 volt

AUDIO OUTPUTS

Frequency response	200 Hz to 20 kHz \pm 3 dB
Audio codec	G711, G722, PCM L16/48kHz
SNR	86dBA in test mode, A-weighted noise
THD	<0.5% @ 1kHz
Rated load resistance	100V: 10 Ω , 70V: 50 Ω
Rated load capacitance	470nF

LINE INPUT

Frequency response	80 Hz – 20 kHz
Audio codec	G711, G722, PCM L16/48kHz
Nominal input level	100 mVRMS – 1 VRMS
SNR	70 dBA
Input impedance	10 k Ω
Input level to trigger VOX for optional bypass	>30 mV

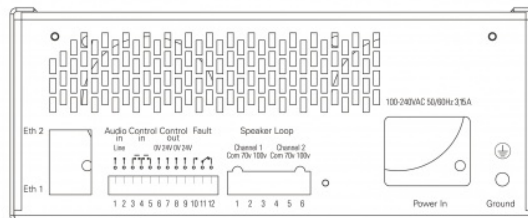
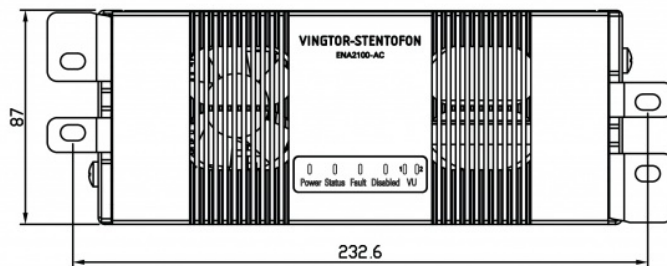
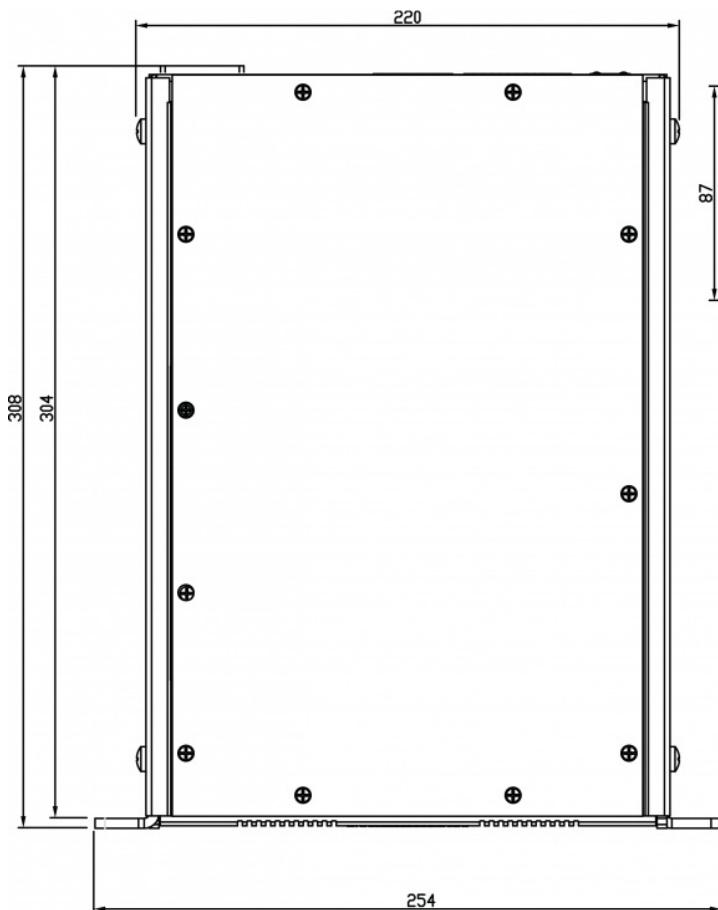
CONTROL INPUTS AND CONTROL OUTPUTS

Control Inputs	2
Type	Closing contact, monitored
Control Outputs	2
Type	24 VDC \pm 10%, 200 mA, monitored
Fault relay	1
Fault relay outputs: (COM, NO,NC)	Max recommended levels: 2A, 100Vdc, 125Vac, switching 60W/62.5VA

CERTIFICATIONS

Immunity	EN 60945, EN 50130-4, EN 61000-6-1, EN 61000-6-2, EN 55103-2
Emissions	EN 60945, EN 61000-6-3, EN 61000-6-4
Safety	EN 60065, EN 62368-1, IEC 60529

TECHNICAL DIMENSIONS



19" double configuration
Total width 485mm
Mounting hole distance 465mm

ENA2100-AC

All dimensions in mm

ACCESSORIES



ELTSI-1

Item Number: 1023540000



ENA2100-SINGLE

Item Number: 1023532100



ENA2100-DOUBLE

Item Number: 1023532110



EAM-100

Item Number: 1023922100



EPMA300AC

Item Number: 1023910300