

Features

- » Sealed case front
- » Clear bright LED digits allow easy reading from up to 25 feet
- » Customised scaling allows OEM logo and engineering units
- » Advanced and rugged design allows simple installation and use
- » UL Approved File No. E140758
- » IP66 (front of panel using optional gasket)

Additionally for DD:

- » Dummy RH zero
- » Multiple D.C. inputs
- » Front External zero + span adjustment
- » External scaling
- » Non-standard update rates
- » Adjustable brightness display

Additionally for DG:

- » Display blanking
- » Update rate adjustment
- » Display hold - not on DGH/DGF



Applications

- Genset panels
- Food industry equipment
- Process monitor systems
- Test equipment
- Control panels
- Dirty environments.

Introduction

The 262 series are a range of digital panel meters. These meters are versatile in their measuring range which includes A.C. and D.C. current/voltage. Some versions allow display blanking and hold.

The meter front is totally sealed and when panel mounted with an optional gasket is hose proof to IP66, allowing washing and use in wet areas, e.g. food industry, quarries, portable test gear. Other parameters, e.g. Watts, VAR, VA, PF, temperature etc. may be

measured using an additional transducer from our transducer range.

Panel mounting is quick, with two corner clamps tensioned by thumb screws or alternatively by a quick-fix ratchet.

Other than the frequency versions, these instruments can be powered by a variety of A.C. or D.C. supplies. Care has been taken to provide isolation from the measured input signal.

Product Code

D.C. Current
 A.C. Current
 Transducer Input
 D.C. Voltage
 A.C. Voltage
 Tachometer Input
 Line Frequency
 Dummy Zero
 Power Factor
 50mV, 1, 10, 200 & 600V D.C.

3 1/2 Digits

262-DDA
 262-DOB
 262-DDT
 262-DDV
 262-DDW
 262-DD2
 262-DPF
 262-DDJ

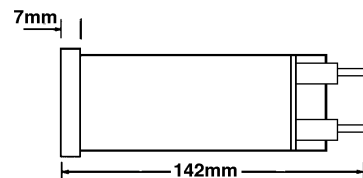
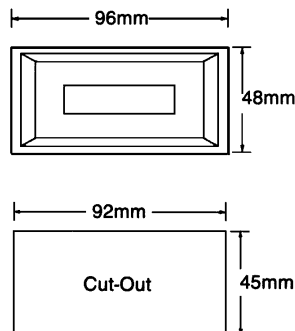
4 Digits

262-DGA
 262-DGB
 262-DGT
 262-DGV
 262-DGW
 262-DG2
 262-DGH

4 1/2 Digits

262-DDZ

Panel Cut-out



For digital indicators with setpoints, analogue output and Modbus see 262-30 Digital Meter Relays

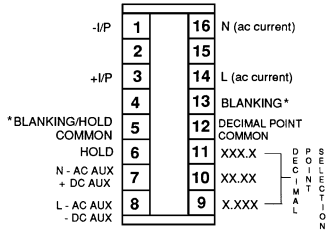


Specification

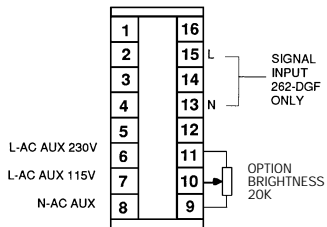
Connection Diagrams

262-DG

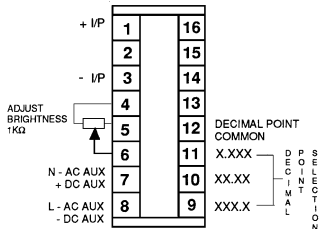
* Blanking hold common is not isolated from the input. Therefore separate contact must be used for individual isolation.



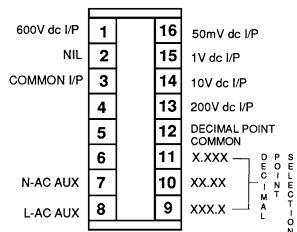
262-DGH/F



262-DDA/B/T/V/W



262-DDJ



	262-DD RANGE Current & Voltage	262-DG RANGE Current & Voltage	262-DGH Line Frequency Self Powered	262-DGF Signal Frequency
Input Signal (Specify)				
D.C. Voltage	10mV to 600V bipolar	200.0mV to 600V		
D.C. Current	19.99µA to 1.999A bipolar	1mA to 1A bipolar		
A.C. Voltage	199.9V to 600V A.C.	10-600V A.C.	115/230	
A.C. Current	20mA to 10A A.C. 40Hz to 2kHz including C.T. outputs 1A, 2A, 5A, 10A	40Hz to 2kHz	415 & 480V A.C. ±15%	10 to 60V A.C. 50 to 300V A.C. 100 to 600V A.C.
Shunt	50, 60, 75 or 150mV at shunt accuracy	50, 60, 75 or 150mV at shunt accuracy	N/A	N/A
Transducer:	1, 5, 10, 20mA, 4 to 20mA	1, 5, 10, 20mA, 4 to 20mA	N/A	N/A
Frequency:	N/A	N/A	35.00 to 99.99Hz or 35.0 to 999.9Hz	10-99.99Hz 10-999.9Hz 10-9999Hz
Signal Conditions				
Impedance:	10k Ω /Volt D.C., 1k ohm/Volt A.C.	1MΩ D.C. 1k Ω / Volt A.C.		50kΩ, 270kΩ, 540kΩ
Burden Input:	-	-	3VA at 50Hz	-
Conversion:	Average Sensing A.C. RMS calibrated	Average Sensing A.C. RMS calibrated	Average Sensing A.C. RMS calibrated	Average Sensing A.C. RMS calibrated
Overload Protection:	Range x 1.2 continuous. Voltage x 1.5 for 10 secs Current x 10 for 3 secs	Range x 1.2 continuous. Voltage x 1.5 for 10 secs Current x 10 for 3 secs	1.2 x continuous 1.5 x for 10 seconds	1.2 x continuous 1.5 x for 10 seconds
Test Voltage:	2kV rms @ 50Hz for 1 minute input/ auxiliary/case	2kV rms @ 50Hz for 1 minute input/ auxiliary/case	2kV rms @ 50Hz for 1 minute input/ auxiliary/case	2kV rms @ 50Hz for 1 minute input/ auxiliary/case
Accuracy at 23°C ±5°C				
D.C.:	±0.1% of reading ±1 count	±0.1% of reading ±1 count		
A.C.:	±0.2% of reading ±2 counts	±0.2% of reading ±2 counts	±0.2% of reading ± 2 counts	±0.2% of reading ± 2 counts
Resolution:	0.05%	0.01%	1 count	1 count
Power Supply				
A.C. Voltage	120, 230, 240, 415V ±15%, 480V optional (40/60Hz)	120, 230, 240, 415V ±15%, 480V optional (40/60Hz)	N/A	115, 230, 415
D.C. Voltage	12, 24, 48, 120V ±20% others on request (max input 156V D.C.) D.C. ripple 30% pk-pk 50/60Hz not available on A.C. ammeters 1 Amp & over	12, 24, 48, 120V ±20% others on request (max input 156V D.C.) D.C. ripple 30% pk-pk 50/60Hz not available on A.C. ammeters 1 Amp & over	No D.C. auxiliary available	No D.C. auxiliary available
Display Digits:	1999 full scale	9999 full scale	9999 full scale	9999 Full scale
Display Size:	0.56", 14.2mm - 7 segment, red	0.56", 14.2mm - 7 segment, red	0.56", 14.2mm - 7 segment, red	0.56", 14.2mm - 7 segment, red
Decimal Point:	External selection	External selection	Internal Selection	Internal Selection
Update:	1 second, (optional up- date rates on application)	0.4 seconds, optional 0.4 to 6 seconds	2 seconds	2 seconds
Over range:	3 R/H digits blank when 1999 is exceeded	3 R/H digits blank when 1999 is exceeded	Display blanks (digits only)	Display blanks (digits only)
Hold:	-	-	Non isolated display hold facility available	Non isolated display hold facility available
Weight:	0.4kg Ammeters 0.35kg Voltmeters	0.4kg Ammeters 0.35kg Voltmeters	0.25kg	0.35kg

Information applicable to all

Environmental Operating:	0° to 60°C (32° to 140°F)	Burden Auxiliary:	3VA @ 50Hz
Storage:	-20° to +70°C (-40° to 158°F)	DIN Case Housing	
Coefficient:	±0.015% per °C	Enclosure:	Totally sealed case front. IP66, NEMA 4.
Zero stability:	±1 digit, 0° to 60°C (32 to 140°F)	Material:	Flame retardant polycarbonate, UL94-V2
Humidity:	90% RH non-condensing	Terminals:	Barrier type screw clamp - M3.5 (terminal cover provided)
Warm-up:	1 minute		
Recalibration:	1 year		
Shock:	30g in 3 planes		

262 Series LED Digital Indicators

A.C. Current, Voltage and Frequency

A.C. Current 40-2000Hz - Accuracy $\pm 0.2\%$, ± 2 Counts

Input	3 1/2 Digit Catalogue No.	4 Digit Catalogue No.
1.999mA	<ul style="list-style-type: none"> • 262-DBBU-FG**C6-PQ** • 262-DBBU-HF**C6-PQ** • 262-DBBU-JR**C6-PQ** • 262-DBBU-KA**C6-PQ** • 262-DBBU-LA**C6-PQ** • 262-DBBU-LE**C6-PQ** • 262-DBBU-LS**C6-PQ** • 262-DBBU-MT**C6-PQ** 	<ul style="list-style-type: none"> • 262-DGBU-HF**C6-PQ** • 262-DGBU-JR**C6-PQ** • 262-DGBU-KA**C6-PQ** • 262-DGBU-LA**C6-PQ** • 262-DGBU-LE**C6-PQ** • 262-DGBU-LS**C6-PQ** • 262-DGBU-MT**C6-PQ**
20mA		
100mA		
200mA		
1A		
2A		
5A		
10A		

A.C. Voltage 40-60Hz Accuracy $\pm 0.2\%$ ± 2 Counts at $>20\%$ F.S.

Input	3 1/2 Digit Catalogue No.	4 Digit Catalogue No.
10V	<ul style="list-style-type: none"> • 262-DDWU-MTMT-C6-PQ** • 262-DDWU-PKPK-C6-PQ** • 262-DDWU-PZ**C6-PQ** • 262-DDWU-RLRL-C6-PQ** • 262-DDWU-RSRS-C6-PQ** • 262-DDWU-RXRXC6-PQ** • 262-DDWU-SFSF-C6-PQ** • 262-DDWU-SJSJ-C6-PQ** 	<ul style="list-style-type: none"> • 262-DGWU-MTMT-C6-PQ** • 262-DGWU-PKPK-C6-PQ** • 262-DGWU-PZ**C6-PQ** • 262-DGWU-RLRL-C6-PQ** • 262-DGWU-RSRS-C6-PQ** • 262-DGWU-RXRXC6-PQ** • 262-DGWU-SFSF-C6-PQ** • 262-DGWU-SJSJ-C6-PQ**
100V		
150V		
200V		
250V		
300V		
500V		
600V		

A.C. Frequency Self Powered 4 Digit

Input	Range	Catalogue No.
MULTI-TAP	35-99.99Hz	• 262-DGHU-B5AU-AU-28
120,240 or 480V	35-999.99Hz	• 262-DGHU-B5AU-AV-28

A.C. Frequency Aux Powered 4 Digit - Crystal reference time base

Input	Range	Catalogue No.
10-60V PE	10-99.99Hz	262-DGFU-**PK-PK-PQ-28
50-300V PG	10-999.9Hz	262-DGFU-**SS-SS-PQ-28
100-600V PI	10-9999Hz	262-DGFU-**UZ-UZ-PQ-28



262 Series LED Digital Indicators

D.C. Current and Voltage

D.C. Current Accuracy $\pm 0.1\%$ ± 1 Count

Input	3 1/2 Digit Catalogue No.	4 Digit Catalogue No.
1mA	•262-DDAU-FA**PQ**	•262-DGAU-FA**PQ**
2mA	•262-DDAU-FG**PQ**	•262-DGAU-FG**PQ**
5mA	•262-DDAU-FX**PQ**	•262-DGAU-FX**PQ**
10mA	•262-DDAU-GZ**PQ**	•262-DGAU-GZ**PQ**
20mA	•262-DDAU-HF**PQ**	•262-DGAU-HF**PQ**
200mA	•262-DDAU-KA**PQ**	•262-DGAU-KA**PQ**
1/5mA	•262-DDAU-GM**PQ**	•262-DGAU-GM**PQ**
4-20mA	•262-DDAU-HG**PQ**	•262-DGAU-HG**PQ**
1AMP	•262-DDAU-LA**PQ**	•262-DGAU-LA**PQ**
50mV	•262-DDAU-EC**PQ**	•262-DGAU-EC**PQ**
100mV	•262-DDAU-GB**PQ**	•262-DGAU-GB**PQ**

D.C. Transducer Indicator - Accuracy $\pm 0.1\%$ ± 1 Count

Input	3 1/2 Digit Catalogue No.	4 Digit Catalogue No.
1mA	•262-DDTU-FA**PQ**	•262-DGTU-FA**PQ**
20mA	•262-DDTU-HF**PQ**	•262-DGTU-HF**PQ**
4-20MA	•262-DDTU-HG**PQ**	•262-DGTU-HG**PQ**

Multiple D.C. Voltage Input Customer Selectable 3 1/2 Digit and Decimal point

Inputs	Catalogue No.
50mV, 1V, 10V, 200V, 600V	•262-DDJU-ZZ**PQ**

D.C. Voltage $\pm 0.1\%$ ± 1 Count

Input	3 1/2 Digit Catalogue No.	4 Digit Catalogue No.
20mV	•262-DDVU-HF**PQ**	•262-DGVU-KA**PQ**
200mV	•262-DDVU-KA**PQ**	•262-DGVU-LE**PQ**
2V	•262-DDVU-LE**PQ**	•262-DGVU-MT**PQ**
10V	•262-DDVU-MT**PQ**	•262-DGVU-NG**PQ**
20V	•262-DDVU-NG**PQ**	•262-DGVU-RL**PQ**
200V	•262-DDVU-RL**PQ**	•262-DGVU-RS**PQ**
250V	•262-DDVU-RS**PQ**	•262-DGVU-RX**PQ**
300V	•262-DDVU-RX**PQ**	•262-DGVU-SF**PQ**
500V	•262-DDVU-SF**PQ**	•262-DGVU-SJ**PQ**
600V	•262-DDVU-SJ**PQ**	

Options

262-DDZ 4 1/2 digit with fixed zero least significant Digit (19990 counts)	Neoprene panel mounting gasket
Offset calibration i.e., 1-5V	Externally adjustable display dimming (only DD)
D.C. auxiliary supply (isolated)	Externally adjustable span potentiometer - back panel accessible
12V D.C. or 24V D.C.	Switchboard mounting adaptor
48V D.C. - 125V D.C.	

** Specify preferred range, option, input option and auxiliary supply.
• UL recognized